


| <p><b>NOTICE TO SUBCONTRACTORS :</b></p> <p>DUE TO SPACE LIMITATIONS IN THIS 11"X 17" PLAN FORMAT, AND TO ELIMINATE CLUTTER AND TEXT READABILITY ISSUES , SOME DETAILS AND NOTATIONS MAY OR MAY NOT BE LOCATED ON THE SAME SHEETS OR IN THE SAME LOCATIONS AS PROVIDED FOR BY OTHER CONTRACTORS OR ARCHITECTS. IT WOULD BE IN YOUR BEST INTREST TO REVIEW THESE PLANS AND LOCATE THE APPROPRIATE INFORMATION REQUIRED TO COMPLETE YOUR SPECIFIC PORTION OF THE JOB BEFORE BEGINNING CONSTRUCTION.</p>                                                                                                                                                                                                                                                                                                                                                                                                                                                                                                                                                                                                                                                                                                                                                                                                                                                                                                                                                                                                                                                                                                                                                                                                                                                              | <p><b>NOTICE TO BUILDER</b></p> <p>IT IS THE INTENT OF THIS DESIGNER THAT THESE PLANS ARE ACCURATE AND ARE CLEAR ENOUGH FOR THE LICENSED PROFESSIONAL TO CONSTRUCT THIS PROJECT. IN THE EVENT THAT SOMETHING IS UNCLEAR OR NEEDS CLARIFICATION, STOP, AND CALL THE DESIGNER LISTED IN THIS TITLE PAGE. IT IS THE RESPONSIBILITY OF THE LICENSED PROFESSIONAL THAT IS CONSTRUCTING THIS PROJECT TO FULLY REVIEW THESE DOCUMENTS BEFORE CONSTRUCTION BEGINS AND ANY AND ALL CORRECTIONS, IF NEEDED, TO BE MADE BEFORE ANY WORK IS DONE.</p> | <p><b>WINDOW INSTALLATION NOTES:</b></p> <ol style="list-style-type: none"> <li>1. WINDOWS MUST BE FASTENED INTO STRUCTURAL MEMBERS PER MFG'S. DETAIL REQUIREMENTS PER DESIGN CRITERIA NOTED ON THESE DRAWINGS.</li> <li>2. WINDOWS ARE NOT IMPACT RESISTANT TYPE. STORM SHUTTERS OR PANELS ARE REQUIRED.</li> <li>3. ROOF, WALLS AND WINDOW FASTENINGS MUST BE ENGINEERED AND SPECIFIED FOR CUMULATIVE INTERNAL PRESSURE AND EXTERNAL NEGATIVE ( SUCTION ) PRESSURES WHICH VARIES ACCORDING TO AREAS AS NOTED IN THE DESIGN CRITERIA AS NOTED ON PAGE S4.</li> </ol> | <p><b>INDEX OF DRAWINGS</b></p> <table border="1"> <thead> <tr> <th>SHEET</th> <th>TITLE</th> </tr> </thead> <tbody> <tr> <td>S</td> <td>COVER SHEET</td> </tr> <tr> <td>S1</td> <td>STRUCTURAL ENGINEER NOTES</td> </tr> <tr> <td>S2</td> <td>STRUCTURAL ENGINEER NOTES</td> </tr> <tr> <td>S3</td> <td>WIND LOAD DESIGN DATA</td> </tr> <tr> <td>1</td> <td>FOUNDATION PLAN</td> </tr> <tr> <td>2</td> <td>FLOOR PLAN NOTES</td> </tr> <tr> <td>3</td> <td>DIMENSION PLAN</td> </tr> <tr> <td>4</td> <td>EXTERIOR ELEVATIONS</td> </tr> <tr> <td>5</td> <td>EXTERIOR ELEVATIONS</td> </tr> <tr> <td>6</td> <td>ROOF PLAN</td> </tr> <tr> <td>6A</td> <td>TRUSS PLAN</td> </tr> <tr> <td>6B</td> <td>ENTRY TOWER TRUSS PLAN</td> </tr> <tr> <td>7</td> <td>ELECTRICAL PLAN</td> </tr> <tr> <td>8</td> <td>CONSTRUCTION DETAILS</td> </tr> <tr> <td>9</td> <td>N/A</td> </tr> <tr> <td>10</td> <td>TYPICAL WALL SECTIONS</td> </tr> <tr> <td>11</td> <td>TYPICAL FOOTING DETAILS</td> </tr> </tbody> </table> | SHEET                                                                                                                                                                                                                                                                                                                   | TITLE     | S        | COVER SHEET | S1        | STRUCTURAL ENGINEER NOTES | S2        | STRUCTURAL ENGINEER NOTES | S3        | WIND LOAD DESIGN DATA | 1         | FOUNDATION PLAN | 2 | FLOOR PLAN NOTES | 3 | DIMENSION PLAN | 4 | EXTERIOR ELEVATIONS | 5 | EXTERIOR ELEVATIONS | 6 | ROOF PLAN | 6A | TRUSS PLAN | 6B | ENTRY TOWER TRUSS PLAN | 7 | ELECTRICAL PLAN | 8 | CONSTRUCTION DETAILS | 9 | N/A | 10 | TYPICAL WALL SECTIONS | 11 | TYPICAL FOOTING DETAILS |
|--------------------------------------------------------------------------------------------------------------------------------------------------------------------------------------------------------------------------------------------------------------------------------------------------------------------------------------------------------------------------------------------------------------------------------------------------------------------------------------------------------------------------------------------------------------------------------------------------------------------------------------------------------------------------------------------------------------------------------------------------------------------------------------------------------------------------------------------------------------------------------------------------------------------------------------------------------------------------------------------------------------------------------------------------------------------------------------------------------------------------------------------------------------------------------------------------------------------------------------------------------------------------------------------------------------------------------------------------------------------------------------------------------------------------------------------------------------------------------------------------------------------------------------------------------------------------------------------------------------------------------------------------------------------------------------------------------------------------------------------------------------------|-------------------------------------------------------------------------------------------------------------------------------------------------------------------------------------------------------------------------------------------------------------------------------------------------------------------------------------------------------------------------------------------------------------------------------------------------------------------------------------------------------------------------------------------|-----------------------------------------------------------------------------------------------------------------------------------------------------------------------------------------------------------------------------------------------------------------------------------------------------------------------------------------------------------------------------------------------------------------------------------------------------------------------------------------------------------------------------------------------------------------------|---------------------------------------------------------------------------------------------------------------------------------------------------------------------------------------------------------------------------------------------------------------------------------------------------------------------------------------------------------------------------------------------------------------------------------------------------------------------------------------------------------------------------------------------------------------------------------------------------------------------------------------------------------------------------------------------------------------------------------------------------------------------------------------------------------------------------------------------------------------------------------------------------------------------------------------------------------------------------------------------------------------|-------------------------------------------------------------------------------------------------------------------------------------------------------------------------------------------------------------------------------------------------------------------------------------------------------------------------|-----------|----------|-------------|-----------|---------------------------|-----------|---------------------------|-----------|-----------------------|-----------|-----------------|---|------------------|---|----------------|---|---------------------|---|---------------------|---|-----------|----|------------|----|------------------------|---|-----------------|---|----------------------|---|-----|----|-----------------------|----|-------------------------|
| SHEET                                                                                                                                                                                                                                                                                                                                                                                                                                                                                                                                                                                                                                                                                                                                                                                                                                                                                                                                                                                                                                                                                                                                                                                                                                                                                                                                                                                                                                                                                                                                                                                                                                                                                                                                                              | TITLE                                                                                                                                                                                                                                                                                                                                                                                                                                                                                                                                     |                                                                                                                                                                                                                                                                                                                                                                                                                                                                                                                                                                       |                                                                                                                                                                                                                                                                                                                                                                                                                                                                                                                                                                                                                                                                                                                                                                                                                                                                                                                                                                                                               |                                                                                                                                                                                                                                                                                                                         |           |          |             |           |                           |           |                           |           |                       |           |                 |   |                  |   |                |   |                     |   |                     |   |           |    |            |    |                        |   |                 |   |                      |   |     |    |                       |    |                         |
| S                                                                                                                                                                                                                                                                                                                                                                                                                                                                                                                                                                                                                                                                                                                                                                                                                                                                                                                                                                                                                                                                                                                                                                                                                                                                                                                                                                                                                                                                                                                                                                                                                                                                                                                                                                  | COVER SHEET                                                                                                                                                                                                                                                                                                                                                                                                                                                                                                                               |                                                                                                                                                                                                                                                                                                                                                                                                                                                                                                                                                                       |                                                                                                                                                                                                                                                                                                                                                                                                                                                                                                                                                                                                                                                                                                                                                                                                                                                                                                                                                                                                               |                                                                                                                                                                                                                                                                                                                         |           |          |             |           |                           |           |                           |           |                       |           |                 |   |                  |   |                |   |                     |   |                     |   |           |    |            |    |                        |   |                 |   |                      |   |     |    |                       |    |                         |
| S1                                                                                                                                                                                                                                                                                                                                                                                                                                                                                                                                                                                                                                                                                                                                                                                                                                                                                                                                                                                                                                                                                                                                                                                                                                                                                                                                                                                                                                                                                                                                                                                                                                                                                                                                                                 | STRUCTURAL ENGINEER NOTES                                                                                                                                                                                                                                                                                                                                                                                                                                                                                                                 |                                                                                                                                                                                                                                                                                                                                                                                                                                                                                                                                                                       |                                                                                                                                                                                                                                                                                                                                                                                                                                                                                                                                                                                                                                                                                                                                                                                                                                                                                                                                                                                                               |                                                                                                                                                                                                                                                                                                                         |           |          |             |           |                           |           |                           |           |                       |           |                 |   |                  |   |                |   |                     |   |                     |   |           |    |            |    |                        |   |                 |   |                      |   |     |    |                       |    |                         |
| S2                                                                                                                                                                                                                                                                                                                                                                                                                                                                                                                                                                                                                                                                                                                                                                                                                                                                                                                                                                                                                                                                                                                                                                                                                                                                                                                                                                                                                                                                                                                                                                                                                                                                                                                                                                 | STRUCTURAL ENGINEER NOTES                                                                                                                                                                                                                                                                                                                                                                                                                                                                                                                 |                                                                                                                                                                                                                                                                                                                                                                                                                                                                                                                                                                       |                                                                                                                                                                                                                                                                                                                                                                                                                                                                                                                                                                                                                                                                                                                                                                                                                                                                                                                                                                                                               |                                                                                                                                                                                                                                                                                                                         |           |          |             |           |                           |           |                           |           |                       |           |                 |   |                  |   |                |   |                     |   |                     |   |           |    |            |    |                        |   |                 |   |                      |   |     |    |                       |    |                         |
| S3                                                                                                                                                                                                                                                                                                                                                                                                                                                                                                                                                                                                                                                                                                                                                                                                                                                                                                                                                                                                                                                                                                                                                                                                                                                                                                                                                                                                                                                                                                                                                                                                                                                                                                                                                                 | WIND LOAD DESIGN DATA                                                                                                                                                                                                                                                                                                                                                                                                                                                                                                                     |                                                                                                                                                                                                                                                                                                                                                                                                                                                                                                                                                                       |                                                                                                                                                                                                                                                                                                                                                                                                                                                                                                                                                                                                                                                                                                                                                                                                                                                                                                                                                                                                               |                                                                                                                                                                                                                                                                                                                         |           |          |             |           |                           |           |                           |           |                       |           |                 |   |                  |   |                |   |                     |   |                     |   |           |    |            |    |                        |   |                 |   |                      |   |     |    |                       |    |                         |
| 1                                                                                                                                                                                                                                                                                                                                                                                                                                                                                                                                                                                                                                                                                                                                                                                                                                                                                                                                                                                                                                                                                                                                                                                                                                                                                                                                                                                                                                                                                                                                                                                                                                                                                                                                                                  | FOUNDATION PLAN                                                                                                                                                                                                                                                                                                                                                                                                                                                                                                                           |                                                                                                                                                                                                                                                                                                                                                                                                                                                                                                                                                                       |                                                                                                                                                                                                                                                                                                                                                                                                                                                                                                                                                                                                                                                                                                                                                                                                                                                                                                                                                                                                               |                                                                                                                                                                                                                                                                                                                         |           |          |             |           |                           |           |                           |           |                       |           |                 |   |                  |   |                |   |                     |   |                     |   |           |    |            |    |                        |   |                 |   |                      |   |     |    |                       |    |                         |
| 2                                                                                                                                                                                                                                                                                                                                                                                                                                                                                                                                                                                                                                                                                                                                                                                                                                                                                                                                                                                                                                                                                                                                                                                                                                                                                                                                                                                                                                                                                                                                                                                                                                                                                                                                                                  | FLOOR PLAN NOTES                                                                                                                                                                                                                                                                                                                                                                                                                                                                                                                          |                                                                                                                                                                                                                                                                                                                                                                                                                                                                                                                                                                       |                                                                                                                                                                                                                                                                                                                                                                                                                                                                                                                                                                                                                                                                                                                                                                                                                                                                                                                                                                                                               |                                                                                                                                                                                                                                                                                                                         |           |          |             |           |                           |           |                           |           |                       |           |                 |   |                  |   |                |   |                     |   |                     |   |           |    |            |    |                        |   |                 |   |                      |   |     |    |                       |    |                         |
| 3                                                                                                                                                                                                                                                                                                                                                                                                                                                                                                                                                                                                                                                                                                                                                                                                                                                                                                                                                                                                                                                                                                                                                                                                                                                                                                                                                                                                                                                                                                                                                                                                                                                                                                                                                                  | DIMENSION PLAN                                                                                                                                                                                                                                                                                                                                                                                                                                                                                                                            |                                                                                                                                                                                                                                                                                                                                                                                                                                                                                                                                                                       |                                                                                                                                                                                                                                                                                                                                                                                                                                                                                                                                                                                                                                                                                                                                                                                                                                                                                                                                                                                                               |                                                                                                                                                                                                                                                                                                                         |           |          |             |           |                           |           |                           |           |                       |           |                 |   |                  |   |                |   |                     |   |                     |   |           |    |            |    |                        |   |                 |   |                      |   |     |    |                       |    |                         |
| 4                                                                                                                                                                                                                                                                                                                                                                                                                                                                                                                                                                                                                                                                                                                                                                                                                                                                                                                                                                                                                                                                                                                                                                                                                                                                                                                                                                                                                                                                                                                                                                                                                                                                                                                                                                  | EXTERIOR ELEVATIONS                                                                                                                                                                                                                                                                                                                                                                                                                                                                                                                       |                                                                                                                                                                                                                                                                                                                                                                                                                                                                                                                                                                       |                                                                                                                                                                                                                                                                                                                                                                                                                                                                                                                                                                                                                                                                                                                                                                                                                                                                                                                                                                                                               |                                                                                                                                                                                                                                                                                                                         |           |          |             |           |                           |           |                           |           |                       |           |                 |   |                  |   |                |   |                     |   |                     |   |           |    |            |    |                        |   |                 |   |                      |   |     |    |                       |    |                         |
| 5                                                                                                                                                                                                                                                                                                                                                                                                                                                                                                                                                                                                                                                                                                                                                                                                                                                                                                                                                                                                                                                                                                                                                                                                                                                                                                                                                                                                                                                                                                                                                                                                                                                                                                                                                                  | EXTERIOR ELEVATIONS                                                                                                                                                                                                                                                                                                                                                                                                                                                                                                                       |                                                                                                                                                                                                                                                                                                                                                                                                                                                                                                                                                                       |                                                                                                                                                                                                                                                                                                                                                                                                                                                                                                                                                                                                                                                                                                                                                                                                                                                                                                                                                                                                               |                                                                                                                                                                                                                                                                                                                         |           |          |             |           |                           |           |                           |           |                       |           |                 |   |                  |   |                |   |                     |   |                     |   |           |    |            |    |                        |   |                 |   |                      |   |     |    |                       |    |                         |
| 6                                                                                                                                                                                                                                                                                                                                                                                                                                                                                                                                                                                                                                                                                                                                                                                                                                                                                                                                                                                                                                                                                                                                                                                                                                                                                                                                                                                                                                                                                                                                                                                                                                                                                                                                                                  | ROOF PLAN                                                                                                                                                                                                                                                                                                                                                                                                                                                                                                                                 |                                                                                                                                                                                                                                                                                                                                                                                                                                                                                                                                                                       |                                                                                                                                                                                                                                                                                                                                                                                                                                                                                                                                                                                                                                                                                                                                                                                                                                                                                                                                                                                                               |                                                                                                                                                                                                                                                                                                                         |           |          |             |           |                           |           |                           |           |                       |           |                 |   |                  |   |                |   |                     |   |                     |   |           |    |            |    |                        |   |                 |   |                      |   |     |    |                       |    |                         |
| 6A                                                                                                                                                                                                                                                                                                                                                                                                                                                                                                                                                                                                                                                                                                                                                                                                                                                                                                                                                                                                                                                                                                                                                                                                                                                                                                                                                                                                                                                                                                                                                                                                                                                                                                                                                                 | TRUSS PLAN                                                                                                                                                                                                                                                                                                                                                                                                                                                                                                                                |                                                                                                                                                                                                                                                                                                                                                                                                                                                                                                                                                                       |                                                                                                                                                                                                                                                                                                                                                                                                                                                                                                                                                                                                                                                                                                                                                                                                                                                                                                                                                                                                               |                                                                                                                                                                                                                                                                                                                         |           |          |             |           |                           |           |                           |           |                       |           |                 |   |                  |   |                |   |                     |   |                     |   |           |    |            |    |                        |   |                 |   |                      |   |     |    |                       |    |                         |
| 6B                                                                                                                                                                                                                                                                                                                                                                                                                                                                                                                                                                                                                                                                                                                                                                                                                                                                                                                                                                                                                                                                                                                                                                                                                                                                                                                                                                                                                                                                                                                                                                                                                                                                                                                                                                 | ENTRY TOWER TRUSS PLAN                                                                                                                                                                                                                                                                                                                                                                                                                                                                                                                    |                                                                                                                                                                                                                                                                                                                                                                                                                                                                                                                                                                       |                                                                                                                                                                                                                                                                                                                                                                                                                                                                                                                                                                                                                                                                                                                                                                                                                                                                                                                                                                                                               |                                                                                                                                                                                                                                                                                                                         |           |          |             |           |                           |           |                           |           |                       |           |                 |   |                  |   |                |   |                     |   |                     |   |           |    |            |    |                        |   |                 |   |                      |   |     |    |                       |    |                         |
| 7                                                                                                                                                                                                                                                                                                                                                                                                                                                                                                                                                                                                                                                                                                                                                                                                                                                                                                                                                                                                                                                                                                                                                                                                                                                                                                                                                                                                                                                                                                                                                                                                                                                                                                                                                                  | ELECTRICAL PLAN                                                                                                                                                                                                                                                                                                                                                                                                                                                                                                                           |                                                                                                                                                                                                                                                                                                                                                                                                                                                                                                                                                                       |                                                                                                                                                                                                                                                                                                                                                                                                                                                                                                                                                                                                                                                                                                                                                                                                                                                                                                                                                                                                               |                                                                                                                                                                                                                                                                                                                         |           |          |             |           |                           |           |                           |           |                       |           |                 |   |                  |   |                |   |                     |   |                     |   |           |    |            |    |                        |   |                 |   |                      |   |     |    |                       |    |                         |
| 8                                                                                                                                                                                                                                                                                                                                                                                                                                                                                                                                                                                                                                                                                                                                                                                                                                                                                                                                                                                                                                                                                                                                                                                                                                                                                                                                                                                                                                                                                                                                                                                                                                                                                                                                                                  | CONSTRUCTION DETAILS                                                                                                                                                                                                                                                                                                                                                                                                                                                                                                                      |                                                                                                                                                                                                                                                                                                                                                                                                                                                                                                                                                                       |                                                                                                                                                                                                                                                                                                                                                                                                                                                                                                                                                                                                                                                                                                                                                                                                                                                                                                                                                                                                               |                                                                                                                                                                                                                                                                                                                         |           |          |             |           |                           |           |                           |           |                       |           |                 |   |                  |   |                |   |                     |   |                     |   |           |    |            |    |                        |   |                 |   |                      |   |     |    |                       |    |                         |
| 9                                                                                                                                                                                                                                                                                                                                                                                                                                                                                                                                                                                                                                                                                                                                                                                                                                                                                                                                                                                                                                                                                                                                                                                                                                                                                                                                                                                                                                                                                                                                                                                                                                                                                                                                                                  | N/A                                                                                                                                                                                                                                                                                                                                                                                                                                                                                                                                       |                                                                                                                                                                                                                                                                                                                                                                                                                                                                                                                                                                       |                                                                                                                                                                                                                                                                                                                                                                                                                                                                                                                                                                                                                                                                                                                                                                                                                                                                                                                                                                                                               |                                                                                                                                                                                                                                                                                                                         |           |          |             |           |                           |           |                           |           |                       |           |                 |   |                  |   |                |   |                     |   |                     |   |           |    |            |    |                        |   |                 |   |                      |   |     |    |                       |    |                         |
| 10                                                                                                                                                                                                                                                                                                                                                                                                                                                                                                                                                                                                                                                                                                                                                                                                                                                                                                                                                                                                                                                                                                                                                                                                                                                                                                                                                                                                                                                                                                                                                                                                                                                                                                                                                                 | TYPICAL WALL SECTIONS                                                                                                                                                                                                                                                                                                                                                                                                                                                                                                                     |                                                                                                                                                                                                                                                                                                                                                                                                                                                                                                                                                                       |                                                                                                                                                                                                                                                                                                                                                                                                                                                                                                                                                                                                                                                                                                                                                                                                                                                                                                                                                                                                               |                                                                                                                                                                                                                                                                                                                         |           |          |             |           |                           |           |                           |           |                       |           |                 |   |                  |   |                |   |                     |   |                     |   |           |    |            |    |                        |   |                 |   |                      |   |     |    |                       |    |                         |
| 11                                                                                                                                                                                                                                                                                                                                                                                                                                                                                                                                                                                                                                                                                                                                                                                                                                                                                                                                                                                                                                                                                                                                                                                                                                                                                                                                                                                                                                                                                                                                                                                                                                                                                                                                                                 | TYPICAL FOOTING DETAILS                                                                                                                                                                                                                                                                                                                                                                                                                                                                                                                   |                                                                                                                                                                                                                                                                                                                                                                                                                                                                                                                                                                       |                                                                                                                                                                                                                                                                                                                                                                                                                                                                                                                                                                                                                                                                                                                                                                                                                                                                                                                                                                                                               |                                                                                                                                                                                                                                                                                                                         |           |          |             |           |                           |           |                           |           |                       |           |                 |   |                  |   |                |   |                     |   |                     |   |           |    |            |    |                        |   |                 |   |                      |   |     |    |                       |    |                         |
| <p><b>GENERAL NOTES:</b></p> <p>THE FOLLOWING TECHNICAL CODES SHALL APPLY:<br/> 2014 FLORIDA BUILDING CODE,<br/> PLUMBING , MECHANICAL, FUEL GAS,<br/> ENERGY EFFICIENCY, ACCESSIBILITY,<br/> AND NATIONAL ELECTRICAL CODES<br/> NEC 2011</p> <ol style="list-style-type: none"> <li>1. TANK TYPE WATER CLOSET VOLUME<br/>1.6 GALLONS</li> <li>2. WALL MOUNT WATER CLOSET VOLUME<br/>3.5 GALLONS</li> <li>3. WATER - FLOW RATE.<br/>PUBLIC FACILITIES 0.5 G.P.M.<br/>PRIVATE FACILITIES 2.2 G.P.M.<br/>SHOWER HEADS 2.5 G.P.M.</li> </ol> <p>VTR LOCATIONS ARE APPROXIMATE AND MAY CHANGE DUE TO JOBSITE CONDITIONS</p> <p>THE FOLLOWING SHALL COMPLY WITH THE 2014 FBC.</p> <p><input type="checkbox"/> PORCHES AND BALCONIES</p> <p><input type="checkbox"/> HANDRAILS</p> <p><input type="checkbox"/> GUARDRAILS</p> <p><input type="checkbox"/> STAIRS</p> <p><input type="checkbox"/> CHIMNEY &amp; FIREPLACE</p> <p><input type="checkbox"/> EGRESS WINDOWS</p> <ol style="list-style-type: none"> <li>4. ALL OPENINGS SHALL COMPLY WITH 2014 FBC WIND LOADS AS STATED BELOW. ATTACHMENTS OF WINDOWS, DOORS, SLIDING GLASS DOORS AND O.H. GARAGE DOORS ARE DELEGATED THE MANUFACTURER OF THESE ITEMS. THE MANUFACTURER OF THESE ITEMS SHALL SUBMIT ATTACHMENTS TO ENGINEER OF RECORD FOR REVIEW PRIOR TO INSTALLATION. SEE ATTACHED SPECIFICATION SHEETS FOR MANUFACTURERS DESIGN CRITERIA AND INSTALLATION METHODS FOR WINDOWS, DOORS, SLIDING GLASS DOORS, OVERHEAD GARAGE DOORS, AND ROOFING.</li> <li>5. ALL DOORS INTERIOR &amp; EXTERIOR ARE 8' 0" UNLESS OTHERWISE NOTED<br/>ALL SHOWER ENCLOSURES TO BE TEMPERED GLASS</li> <li>6. ALL WINDOWS WITHIN 24" OF DOORS (INTERIOR &amp; EXTERIOR) AND WITHIN 18" OFF FLR TO BE TEMPERED GLASS.</li> </ol> |                                                                                                                                                                                                                                                                                                                                                                                                                                                                                                                                           |                                                                                                                                                                                                                                                                                                                                                                                                                                                                                                                                                                       | <p><b>SOFTPLAN</b><br/>ARCHITECTURAL DESIGN SOFTWARE</p> <p><b>A I B I D</b><br/>7059 Blair Road NW<br/>Suite 201<br/>Washington DC 20012</p> <p><b>ROBBIAN DESIGN</b><br/>AL ROBBIAN A.I.B.D.<br/>NEW PORT RICHEY, FL 34653<br/>(727) 888-2259<br/>MAIL: al@robmandesign.com</p> <p>ALLEN ENGINEERING AND CONSTRUCTION SERVICES, INC. (AECS) IS NOT RESPONSIBLE FOR THE ARCHITECTURAL DESIGN, ITS FEATURES AND ASSOCIATED DIMENSIONS. THE ARCHITECTURAL INFORMATION IS ACCEPTED AS BEING ACCURATE AND IS USED BY AECS SOLELY FOR THE PURPOSE OF DETERMINING STRENGTH, FIRE PROTECTION, AND FLOOD RESISTANCE CONSTRUCTION REQUIREMENTS.</p>                                                                                                                                                                                                                                                                                                                                                                   | <p><b>PLAN DATE</b></p> <table border="1"> <tbody> <tr> <td>4-22-2015</td> <td>7-9-2015</td> </tr> <tr> <td>5-21-2015</td> <td>7-15-2015</td> </tr> <tr> <td>5-28-2015</td> <td>7-23-2015</td> </tr> <tr> <td>6-2-2015</td> <td>9-14-2015</td> </tr> <tr> <td>6-17-2015</td> <td>6-29-2015</td> </tr> </tbody> </table> | 4-22-2015 | 7-9-2015 | 5-21-2015   | 7-15-2015 | 5-28-2015                 | 7-23-2015 | 6-2-2015                  | 9-14-2015 | 6-17-2015             | 6-29-2015 |                 |   |                  |   |                |   |                     |   |                     |   |           |    |            |    |                        |   |                 |   |                      |   |     |    |                       |    |                         |
| 4-22-2015                                                                                                                                                                                                                                                                                                                                                                                                                                                                                                                                                                                                                                                                                                                                                                                                                                                                                                                                                                                                                                                                                                                                                                                                                                                                                                                                                                                                                                                                                                                                                                                                                                                                                                                                                          | 7-9-2015                                                                                                                                                                                                                                                                                                                                                                                                                                                                                                                                  |                                                                                                                                                                                                                                                                                                                                                                                                                                                                                                                                                                       |                                                                                                                                                                                                                                                                                                                                                                                                                                                                                                                                                                                                                                                                                                                                                                                                                                                                                                                                                                                                               |                                                                                                                                                                                                                                                                                                                         |           |          |             |           |                           |           |                           |           |                       |           |                 |   |                  |   |                |   |                     |   |                     |   |           |    |            |    |                        |   |                 |   |                      |   |     |    |                       |    |                         |
| 5-21-2015                                                                                                                                                                                                                                                                                                                                                                                                                                                                                                                                                                                                                                                                                                                                                                                                                                                                                                                                                                                                                                                                                                                                                                                                                                                                                                                                                                                                                                                                                                                                                                                                                                                                                                                                                          | 7-15-2015                                                                                                                                                                                                                                                                                                                                                                                                                                                                                                                                 |                                                                                                                                                                                                                                                                                                                                                                                                                                                                                                                                                                       |                                                                                                                                                                                                                                                                                                                                                                                                                                                                                                                                                                                                                                                                                                                                                                                                                                                                                                                                                                                                               |                                                                                                                                                                                                                                                                                                                         |           |          |             |           |                           |           |                           |           |                       |           |                 |   |                  |   |                |   |                     |   |                     |   |           |    |            |    |                        |   |                 |   |                      |   |     |    |                       |    |                         |
| 5-28-2015                                                                                                                                                                                                                                                                                                                                                                                                                                                                                                                                                                                                                                                                                                                                                                                                                                                                                                                                                                                                                                                                                                                                                                                                                                                                                                                                                                                                                                                                                                                                                                                                                                                                                                                                                          | 7-23-2015                                                                                                                                                                                                                                                                                                                                                                                                                                                                                                                                 |                                                                                                                                                                                                                                                                                                                                                                                                                                                                                                                                                                       |                                                                                                                                                                                                                                                                                                                                                                                                                                                                                                                                                                                                                                                                                                                                                                                                                                                                                                                                                                                                               |                                                                                                                                                                                                                                                                                                                         |           |          |             |           |                           |           |                           |           |                       |           |                 |   |                  |   |                |   |                     |   |                     |   |           |    |            |    |                        |   |                 |   |                      |   |     |    |                       |    |                         |
| 6-2-2015                                                                                                                                                                                                                                                                                                                                                                                                                                                                                                                                                                                                                                                                                                                                                                                                                                                                                                                                                                                                                                                                                                                                                                                                                                                                                                                                                                                                                                                                                                                                                                                                                                                                                                                                                           | 9-14-2015                                                                                                                                                                                                                                                                                                                                                                                                                                                                                                                                 |                                                                                                                                                                                                                                                                                                                                                                                                                                                                                                                                                                       |                                                                                                                                                                                                                                                                                                                                                                                                                                                                                                                                                                                                                                                                                                                                                                                                                                                                                                                                                                                                               |                                                                                                                                                                                                                                                                                                                         |           |          |             |           |                           |           |                           |           |                       |           |                 |   |                  |   |                |   |                     |   |                     |   |           |    |            |    |                        |   |                 |   |                      |   |     |    |                       |    |                         |
| 6-17-2015                                                                                                                                                                                                                                                                                                                                                                                                                                                                                                                                                                                                                                                                                                                                                                                                                                                                                                                                                                                                                                                                                                                                                                                                                                                                                                                                                                                                                                                                                                                                                                                                                                                                                                                                                          | 6-29-2015                                                                                                                                                                                                                                                                                                                                                                                                                                                                                                                                 |                                                                                                                                                                                                                                                                                                                                                                                                                                                                                                                                                                       |                                                                                                                                                                                                                                                                                                                                                                                                                                                                                                                                                                                                                                                                                                                                                                                                                                                                                                                                                                                                               |                                                                                                                                                                                                                                                                                                                         |           |          |             |           |                           |           |                           |           |                       |           |                 |   |                  |   |                |   |                     |   |                     |   |           |    |            |    |                        |   |                 |   |                      |   |     |    |                       |    |                         |

**COVER SHEET**

**DEEB FAMILY HOMES, LTD.**  
9400 RIVER CROSSING BLD.  
NEW PORT RICHEY, FL. 34655  
727-376-6831

| PLAN DATE | TITLE     |
|-----------|-----------|
| 4-22-2015 | 7-9-2015  |
| 5-21-2015 | 7-15-2015 |
| 5-28-2015 | 7-23-2015 |
| 6-2-2015  | 9-14-2015 |
| 6-17-2015 | 6-29-2015 |

**DEEB RESIDENCE**  
**333 OLD EASTLAKE RD.**  
**PINELLAS COUNTY**



REVISIONS TO THE ATTACHED DRAWINGS SHALL BE MADE TO COMPLY WITH THE MINIMUM WIND LOADS AND IT IS IN COMPLIANCE WITH SECT. 307 OF THE 2014 FLORIDA REBEQUAL BUILDING CODE SEALED FOR STRUCTURE ONLY

**ALLEN ENGINEERING & CONSTRUCTION SERVICES**  
RICH ALLEN PROFESSIONAL ENGINEER  
P.E. # 40920 C.A. # 09542  
P.O. BOX 351  
NEW PORT RICHEY, FL. 34656  
727-845-6100  
richallenpe@gmail.com

**A.E.C.S. # 15070**

## STRUCTURAL ENGINEER DESIGN NOTES

### ADMINISTRATIVE

- THE ENGINEERING FIRM FOR THIS STRUCTURAL DESIGN IS ALLEN ENGINEERING AND CONSTRUCTION SERVICES, INC. HEREIN REFERRED TO AS "A.E.C.S. OR " A.E.C.S."
- THE ENGINEER FOR THIS STRUCTURAL DESIGN IS RICHARD E. ALLEN, PE. HEREIN REFERRED TO AS "STRUCTURAL ENGINEER".
- THE STRUCTURAL ENGINEER DESIGN NOTES ARE PART OF THE STRUCTURAL DESIGN AND ARE TO BE TAKEN AS TYPICAL REQUIREMENTS UNLESS NOTED OTHERWISE. "UNO" IN THE STRUCTURAL PLANS AND STRUCTURAL DETAILS.
- THE DESIGN SHOWN IN THESE PLANS CONFORM TO THE STRUCTURAL PROVISIONS OF THE CHAPTER 16 OF THE FLORIDA BUILDING CODE, SECTION R301 OF THE FLORIDA RESIDENTIAL BUILDING CODE 2014. THE SECTIONS TITLED "STRUCTURAL" OF THE FLORIDA EXISTING BUILDING CODE 2010.
- THE PURPOSE OF THESE PLANS IS TO OBTAIN A BUILDING PERMIT AND FOR SUBSEQUENT CONSTRUCTION OF THE DESIGN AS SHOWN. THESE PLANS ARE TO BE CONSIDERED VOID IF WORK COMMENCES PRIOR TO A PERMIT BEING ISSUED, A CHANGE IN THE BUILDING CODE OCCURS PRIOR TO THE PLANS BEING SUBMITTED FOR PERMIT OR AFTER SIX MONTHS OF THE DATE THAT THESE PLANS ARE SIGNED AND SEALED WITHOUT BEING SUBMITTED FOR PERMITTING, WHICHEVER OCCURS FIRST. ONCE A BUILDING PERMIT HAS BEEN ISSUED BASED ON THESE PLANS, THE BUILDING DEPARTMENT IS NOT AUTHORIZED TO REISSUE OR TRANSFER BUILDING PERMITS WITHOUT THE EXPRESSED WRITTEN CONSENT OF THE STRUCTURAL ENGINEER.
- CONSTRUCTION BASED ON THE STRUCTURAL DESIGN IS TO BE DONE AS SHOWN IN THE PLANS WITHOUT DEVIATION, CHANGE OR OMISSION WITHOUT PRIOR APPROVAL OF THE STRUCTURAL ENGINEER. IF ADDITIONAL DETAIL INFORMATION, OR EXPLANATION IS NEEDED, IT IS TO BE OBTAINED FROM THE STRUCTURAL ENGINEER. THE STRUCTURAL ENGINEER IS NOT RESPONSIBLE FOR ANY ADDITIONAL PARTS OF THESE PLANS, INCLUDING PROVISIONS AS STATED IN ITEM 4.
- IT IS IMPORTANT TO UNDERSTAND THAT STRUCTURAL PROVISIONS OF THE BUILDING CODE ARE COMPLICATED AND THESE PLANS ARE INTENDED TO BE USED BY AN EXPERIENCED BUILDING CONTRACTOR. PROPERTY OWNERS OBTAINING OWNER-BUILDER PERMITS ARE PROCEEDING AT THEIR OWN RISK. THE STRUCTURAL ENGINEER IS NOT RESPONSIBLE FOR ANY ERRORS OR OMISSIONS BY PROPERTY OWNERS OR THEIR AGENTS AS A RESULT OF ANY MISUNDERSTANDING OF THE PLANS THE OTHERWISE WOULD BE UNDERSTOOD BY A LICENSED CONTRACTOR.
- THE STRUCTURAL ENGINEER IS NOT RESPONSIBLE FOR CONSTRUCTION MEANS, METHODS, AND SCHEDULE.
- THE STRUCTURAL PLANS AND ANY RELEVANT DESIGN DOCUMENTS PRODUCED UNDER THE DIRECT CHARGE OF THE STRUCTURAL ENGINEER ARE THE PROPERTY OF THE STRUCTURAL ENGINEER AND MAY NOT BE USED BY ANY PERSON OTHER THAN THE CONTRACTED CLIENT AND FOR ANY PURPOSE OTHER THAN THAT STATED IN ITEM 5 ABOVE WITHOUT THE EXPRESSED WRITTEN CONSENT OF THE STRUCTURAL ENGINEER. MOREOVER, NO OTHER ENGINEER OR ARCHITECT IS TO BE DESIGNATED A DELEGATED ENGINEER FOR ANY PURPOSE RELATED TO THESE STRUCTURAL PLANS OR CONSTRUCTION BASED ON THESE PLANS PRIOR TO THE ISSUANCE OF A CERTIFICATE OF COMPLETION OR OCCUPANCY WITHOUT THE EXPRESSED WRITTEN CONSENT OF THE STRUCTURAL ENGINEER.

### DESIGN CRITERIA

- LOAD COMBINATIONS: THIS DESIGN IS BASED ON AN "ALLOWABLE-STRESS" FORMULATION RELYING ON THE LOAD COMBINATIONS DEFINED IN FBC 2014 SECTION 1605.3.1 OR SECTION 1605.3.2 WHERE OMEGA EQUALS 1.3
- FOUNDATION LOADS: SEE NOTES ON "SITE CONDITIONS, SOILS, AND FOUNDATIONS".
- FLOOR LIVE LOADS:
  - RESIDENTIAL ONE AND TWO STORY FAMILY DWELLINGS: ALL LIVE LOADS PER TABLE R301.5
  - UNINHABITABLE ATTICS WITHOUT STORAGE: 10 PSF
  - UNINHABITABLE ATTICS WITH STORAGE: 20 PSF
  - HABITABLE ATTICS AND SLEEPING AREAS: 30 PSF
  - BALCONIES: 60 PSF
  - DECKS: 40 PSF
  - ALL OTHER ROOMS 40 PSF
- GUARDRAILS / HANDRAILS: 200PSF CONCENTRATED LOAD APPLIED IN ANY DIRECTION.

- INFORMATION CONTAINED ON A PLAN SHEET WHERE HIS SIGNATURE AND SEAL APPEAR, THAT DOES NOT PERTAIN TO THE RELEVANT STRUCTURAL PROVISIONS AS STATED IN ITEM 4, INCLUDING, BUT NOT LIMITED TO THE BUILDING OCCUPANCY, THE ARCHITECTURAL DESIGN, ITS FEATURES, FINISHES (I.E., DECORATIVE STUCCO, SIDING, ROOFING, SOFFITS, FLASHING, PAINTING, ETC.) AND THEIR INSTALLATION, DIMENSIONS, AND ANY DESIGN OF FIRE PROTECTION, ELECTRICAL, PLUMBING, AND MECHANICAL COMPONENTS OR SYSTEMS.
- THE ARCHITECTURAL INFORMATION, INCLUDING DIMENSIONS SHOWN IN THESE PLANS AND PROVIDED TO THE ENGINEER.
- N/A
- SITE CONDITIONS
- SITE PLAN AND TOPOGRAPHY
- THE STRUCTURAL ENGINEER IS NOT A SUEVOR AND IS NOT RESPONSIBLE FOR THE SITE PLAN, ESTABLISHING REQUIRED SET-BACKS, AND LOCATING THE BUILDING ON THE PROPERTY.
- THE STRUCTURAL ENGINEER IS NOT RESPONSIBLE FOR THE GRADING OF THE SITE OR ITS COMPLIANCE WITH ANY DRAINAGE PLAN WHETHER INDIVIDUAL OR AS A PART OF A MASTER DRAINAGE PLAN.
- THE FOUNDATION DESIGN IS BASED ON THESE PRESUMED CONDITIONS INCLUDING THAT DIFFERENTIAL SETTLING DOES NOT EXCEED THE SAFE LIMITS OF THE FOUNDATION DESIGN (INCLUDING STEM WALLS AND MASONRY ABOVE GRADE WALLS) AS STATED IN ITEM 19 BELOW.
- IT IS IMPORTANT TO KNOW THAT THE FOUNDATION DESIGN BASED ON A PRESUMED ALLOWABLE SOIL BEARING CAPACITY OF 2,000 PSF RELIES ON LESS THAN L/500 (E.G., 0.25 INCHES OVER 10 FEET) OF DIFFERENTIAL SETTLEMENT. CRACKS IN MASONRY WALLS SHOULD BE EXPECTED WHERE DIFFERENTIAL SETTLEMENT EXCEEDS L/500. THIS STATEMENT SHOULD BE TAKEN AS A CAUTIONARY NOTE FOR PROCEEDING WITHOUT A SOILS ANALYSIS AND FOUNDATION RECOMMENDATION BY A GEOTECHNICAL ENGINEER FOR THE SITE.
- COPIES OF ANY AND ALL REQUIRED COMPACTION TESTS ARE TO BE PROVIDED TO THE BUILDING DEPARTMENT FOR THEIR RECORDS.

### STRUCTURAL ELEMENTS

- FOUNDATION, FOOTING AND GROUND FLOOR SLAB
- THE FOUNDATION AND FOOTINGS ARE TO BEAR A MINIMUM ON 12 INCHES BELOW GRADE AND ARE TO BE PLACED ON UNDISTURBED SOIL OR FILL COMPACTED TO A MINIMUM OF 95% MODIFIED PROCTOR PURSUANT TO ASTM D 1557 WITH FILL LIFTS LESS THAN 12".
- COMMERCIAL  
ALL LIVE LOADS PER FBC 2014 TABLE 1607.1
- ROOF LIVE LOADS:
  - ALL ROOF / WOOD CONSTRUCTION TYPES ARE 30 PSF.
  - DEAD LOADS:
    - FLOOR WOOD FRAME: 35 PSF FOR TILE/MARBLE FLOOR COVERING, 15 PSF FOR ALL OTHERS.
    - ROOF WOOD FRAME: 25 PSF FOR SHINGLES, 35 PSF FOR TILE
  - WIND LOADS:
    - A. WIND LOADS ARE BASED ON THE SPECIFIC REQUIREMENTS AND DEFINITIONS OF FLORIDA RESIDENTIAL BUILDING CODE 2014 EDITION ASCE-7-10.
    - B. THE COMPONENT AND CLADDING WIND PRESSURES ARE THE MINIMUM REQUIREMENTS FOR STRENGTH AND IMPACT PROTECTION NEEDED FOR SELECTING SATISFACTORY COMPONENTS AND CLADDING, BY OTHERS, FOR THE STRUCTURE.

ENGINEERING BY OTHERS IS PRESUMED ACCURATE AND IS RELIED UPON BY THE STRUCTURAL ENGINEER SOLELY FOR THE PURPOSE OF ACHIEVING COMPLIANCE WITH THE RELEVANT STRUCTURE

- FOOTINGS (AND ANY ASSOCIATED MONOLITHIC FLOOR SLABS) SHALL BE CONSTRUCTED OF CONCRETE WITH A SPECIFIC COMPRESSIVE STRENGTH OF 3,000 PSI, 3 TO 5 INCH SLUMP, AND 3/8" AGGREGATE SOILS.
  - IN ADDITION, THE STRUCTURAL ENGINEER IS NOT A CIVIL OR GEOTECHNICAL ENGINEER AND IS NOT RESPONSIBLE FOR DETERMINING THE SUITABILITY OF THE SITE FOR CONSTRUCTION, INCLUDING ITS TOPOGRAPHY, DRAINAGE AND SUB-SURFACE CONDITIONS (INCLUDING WATER TABLE DEPTH) AND FOR INTERPRETING GEOTECHNICAL DATA CONCERNING THE SITE.
  - IF SOIL CONDITIONS AT THE SITE APPEAR QUESTIONABLE AS DETERMINED BY THE BUILDING CONTRACTOR OR OWNER-BUILDER, A SOILS ANALYSIS SHALL BE PERFORMED BY A LICENSED GEOTECHNICAL ENGINEER THAT WILL GIVE SPECIFIC RECOMMENDATIONS FOR A FOUNDATION TYPE. IF THE BUILDING CONTRACTOR OR OWNER-BUILDER DO NOT MAKE THAT DETERMINATION AND A SOILS ANALYSIS IS NOT PERFORMED, THE STRUCTURAL ENGINEER SHALL PROCEED WITH THE DESIGN BASED ON THE PRESUMPTIONS ALLOWED BY THE FBC 2012, SEC. 1804.
  - THE DETERMINATIONS OF THE SUITABILITY OF THE SITE FOR CONSTRUCTION (INCLUDING TOPOGRAPHICAL INFORMATION) AND THE SOIL CONDITIONS SHALL HAVE BEEN COMPLETED AND ANY RECOMMENDATIONS RESULTING FROM THAT ANALYSIS SHALL HAVE BEEN PROVIDED TO THE STRUCTURAL ENGINEER PRIOR TO THE SIGNING AND SEALING OF THE STRUCTURAL PLANS.
  - IN THE ABSENCE OF GEOTECHNICAL INFORMATION, THE SITE IS PRESUMED TO HAVE AN ALLOWABLE SOIL BEARING CAPACITY OF 2000 PSF AND THE TOPOGRAPHY AS IT RELATES TO THE STRUCTURE IS PRESUMED TO BE THAT SHOWN IN THE PLANS.
  - THE SIZE AND REQUIRED REINFORCEMENT FOR THE FOOTINGS ARE SHOWN ON THE FOUNDATION PLAN.
  - THE GROUND FLOOR SLAB SHALL BE PLACED OVER A 6 MIL. POLYETHYLENE MOISTURE RETARDER.

- THE TRUSS SYSTEM DESIGN PROVIDED IN THIS PLAN IS FOR THE USE OF THE TRUSS MANUFACTURER IN DEVELOPING THE ACTUAL ROOF TRUSS SYSTEM DESIGN. IT IS NOT TO BE USED FOR ANY OTHER PURPOSE AS IT IS SUBJECT TO ENGINEERING AND MAY BE DIFFERENT FROM THE FINAL DESIGN.
- MANUFACTURED FLOOR TRUSSES SHALL BE DESIGNED BY A LICENSED TRUSS COMPONENT AND TRUSS SYSTEM ENGINEER ACTING AS A DELEGATED ENGINEER AND WORKING THROUGH A TRUSS MANUFACTURER FOR THIS PURPOSE. THE SELECTION OF THE TRUSS MANUFACTURER IS HEREBY SUBORDINATED TO THE BUILDING CONTRACTOR.
- THE MANUFACTURED TRUSS DESIGN SHALL INCLUDE SPECIFYING THE TRUSS TO TRUSS AND TRUSS TO GIRDER CONNECTIONS ON EITHER THE INDIVIDUAL TRUSS COMPONENT SHEETS OR THE GIRDER TRUSS COMPONENTS SHEETS AS APPLICABLE. A SPECIFIC HANGER MUST BE SELECTED AND IDENTIFIED ON THE SIGNED AND SEALED COMPONENT SHEETS FOR EACH LOCATION THAT A HANGER IS REQUIRED IN THE TRUSS SYSTEM.
- THE TRUSS PLAN SIGNED AND SEALED BY THE DELEGATED ENGINEER SHALL BE PROVIDED TO AND REVIEWED BY THE STRUCTURAL ENGINEER FOR COMPLYING WITH THE DESIGN INTENT OF THE ORIGINAL PLAN AND FOR ANY CHANGES TO THE "TRUSS TO UNDERLYING STRUCTURE" CONNECTIONS. THIS PLAN MUST BE PROVIDED TO THE STRUCTURAL ENGINEER PRIOR TO CONSTRUCTION ON THE UNDERLYING STRUCTURE AS THE STRUCTURAL ENGINEER RESERVES THE RIGHT TO MAKE STRUCTURAL CHANGES BASED UPON THE FINAL FLOOR TRUSS SYSTEM.

- CONVENTIONAL FRAMED JOISTS WITH A MINIMUM 6 INCH OVERLAP OF JOINTS.
- TERMITE TREATMENT OF THE SITE SHALL BE SPECIFIED BY THE BUILDING CONTRACTOR OR OWNER-BUILDER.
- SHRINKAGE CONTROL OF THE FLOOR SLAB SHALL BE ACCOMPLISHED BY 6 INCH BY 6 INCH, W 1.4 BY 1.4 WELDED WIRE FABRIC AS SPECIFIED BY FBC 2014 SECTION 1910.2 EXCEPTION 2 OR FIBERMESH ADMIXTURE AS SPECIFIED BY FBC 2014, SECTION 1910.2 EXCEPTION 1. THE WELDED WIRE FABRIC SHALL BE PLACED BETWEEN THE MIDDLE AND UPPER 1/3 DEPTH OF THE SLAB AND HELD IN POSITION BY APPROPRIATE SUPPORTS SPACED NOT GREATER THAN 3 FEET APART.
- CONTRACTION JOINTS ARE TO BE PROVIDED FOR THE PURPOSE OF CONTROLLING SHRINKAGE. ONE INCH DEEP CUTS (FOR A FOUR INCH THICK SLAB OR 25 PERCENT OF THE SLAB THICKNESS OTHERWISE) ARE TO BE PROVIDED ACROSS THE WIDTH AND LENGTH OF ANY FLOOR SLAB AT A DISTANCE OF NOT TO EXCEED 30 TIMES THE SLAB THICKNESS. FOR EXAMPLE A FOUR INCH THICK SLAB, CONTRACTION JOINTS SHALL NOT EXCEED 10 FEET ON CENTER EACH WAY. THE CONTRACTION JOINTS ARE OPTIONAL FOR ONE AND TWO STORY FAMILY RESIDENTIAL WHEN WELDED WIRE FABRIC OR FIBERMESH ARE USED IN THE FLOOR SLAB.

- FLOORS
  - MANUFACTURED FLOOR TRUSS FRAMING PLAN CONTAINED HEREIN IS FOR THE SOLE PURPOSE OF ILLUSTRATING THE DESIGN INTENT AND FOR PLANNING TO BE USED BY THE TRUSS COMPANY.
- FLOOR JOISTS ARE SIZED BASED ON THE SOUTHERN PINE COUNCIL SPAN TABLES FOR NO. 2 GRADE DIMENSIONAL LUMBER.
- FLOOR JOISTS FOR EXTERIOR DECKS SHALL BE PRESSURE TREATED.
- FOR ALL WOOD FLOORS:
  - THE TRUSS TO WALL CONNECTIONS ARE IDENTIFIED ON THE FLOOR FRAMING PLAN.
  - A STRUCTURAL BAND JOIST IS TO BE PROVIDED ON THE EXTERIOR PERIMETER OF ALL BOTTOM BEARING FLOOR TRUSSES AND JOISTS. THE STRUCTURAL BAND JOIST IS TO BE FASTENED TO EACH END OF A FLOOR TRUSS OR JOIST WITH A SIMPSON L50 BRACKET USING SIMPSON SHORT 10d COMMON NAILS.
- FLOOR TRUSSES OR JOISTS BEARING ON WOOD WALLS ARE TO BE SET WITH A MINIMUM OF THREE 10d COMMON NAILS (TOE NAILED) TO THE TOP PLATE OF THE WALL.
- A MOISTURE BARRIER SHALL BE INSTALLED BETWEEN ANY UNTREATED WOOD TRUSSES OR JOISTS AND CONCRETE OR ANY MASONRY.
- LEDGERS/ NAILERS SHALL BE FASTENED TO WOOD STUDS OR BAND JOISTS (NOT SHEATHING) WITH A MINIMUM 2 3/8" X 5 1/2" LAG BOLTS WITH WASHERS AT EACH STUD INTERSECTION AT 16 INCHES ON CENTER AND SHALL CONSIST OF PRESSURE TREATED LUMBER 2 PLY 1 1/2" THICK BY A HEIGHT SHOWN IN THE PLANS. FOR CONCRETE OR MASONRY WALLS THE FASTENERS SHALL BE 5/8" X 5 1/2" SIMPSON TITEN HEAD CONCRETE BOLTS.
- FLOOR BEAMS
  - BEAMS SUPPORTING FLOOR TRUSSES AND JOISTS ARE TO BE ATTACHED AS SPECIFIED IN THE FLOOR FRAMING PLAN.
  - UNDER NO CIRCUMSTANCES ARE THERE TO BE BUTT JOINTS BETWEEN THE BEARING POINTS OF ANY PLY OF A MULTIPLE BEAM. THE PLYS ARE TO BE CONTINUOUS BETWEEN BEARING POINTS.
  - MULTIPLE BEAMS CONSISTING OF MANUFACTURED WOOD (I.E. GULAM, MICROLAM) ARE TO HAVE THE INDIVIDUAL PLYS INTERCONNECTED AS REQUIRED BY THE MANUFACTURERS SPECIFICATIONS.
  - MULTIPLE BEAMS CONSISTING OF DIMENSIONAL LUMBER ARE TO HAVE INDIVIDUAL PLYS INTERCONNECTED AS FOLLOWS:
    - FOR TWO PLY BEAMS: ONE ROW OF 10d GALVANIZED COMMON NAILS AT 6" O.C. ON EACH SIDE OF THE BEAM
    - FOR THREE PLY BEAMS: TWO ROWS OF 10d GALVANIZED COMMON NAILS SPACED AT 6" O.C. (TOP AND BOTTOM) THRU EACH SIDE OF BEAM.
    - FOR FOUR PLY BEAMS OR LARGER-TWO ROWS OF 1 1/2" DIAMETER CARRIAGE BOLTS OR ALL THREAD ROD WITH NUTS AND WASHERS SPACED AT 12 INCHES ON CENTER, 2 INCHES FROM THE TOP AND BOTTOM EDGES OF THE BEAM.
  - FLOOR SHEATHING:
    - ALL FLOOR SHEATHING IS TO BE 3/4" TONGUE AND GROOVE PLYWOOD RATED FOR FLOOR SHEATHING APPLICATION.
    - FLOOR SHEATHING SHALL BE FASTENED TO THE FLOOR TRUSSES / JOISTS WITH 10d RING SHANK NAILS AT 6" ON CENTER WITH CONSTRUCTION GRADE ADHESIVE.
    - FLOOR SHEATHING SPECIFIED FOR SEALED EXTERIOR DECKS AND ITS INSTALLATION SHALL BE THE SAME AS THAT FOR INTERIOR APPLICATION EXCEPT PRESSURE TREATED AND THE FASTENERS ARE TO BE GALVANIZED.
    - EXTERIOR DECK FLOORING:
      - DECK FLOORING SHALL BE INDIVIDUALLY SPECIFIED ON THE FLOOR FRAMING PLANS AND SHALL BE FASTENED TO THE UNDERLYING PRESSURE TREATED JOISTS WITH 3-3 INCH DECK SCREWS AT EACH FLOORING JOIST INTERSECTION.

## STRUCTURAL ENGINEER NOTES

DEEB FAMILY  
HOMES, LTD.  
9400 RIVER CROSSING BLD.  
NEW PORT RICHEY, FL. 34655  
727-376-6831

S1

DEEB RESIDENCE  
333 OLD EASTLAKE RD.  
PINELLAS COUNTY

| PLAN DATE | 7-9-2015 | 7-15-2015 | 7-23-2015 | 9-14-2015 | 6-17-2015 | 6-29-2015 |
|-----------|----------|-----------|-----------|-----------|-----------|-----------|
| 4-22-2015 | 7-9-2015 | 7-15-2015 | 7-23-2015 | 9-14-2015 | 6-17-2015 | 6-29-2015 |

REVISIONS TO BE ATTACHED TO COMPLY WITH THE MINIMUM WIND LOADS AND IT IS IN COMPLIANCE WITH SECT. 301 OF THE 2014 FLORIDA RESIDENTIAL BUILDING CODE SEALED FOR STRUCTURE ONLY

8/4/2015  
RICHARD E. ALLEN, P.E. #6820

A.E.C.S. # 15070

ALLEN ENGINEERING &  
CONSTRUCTION SERVICES  
RICH ALLEN PROFESSIONAL ENGINEER  
P.E. # 60920 C.A. # 08542  
P.O. BOX 351  
NEW PORT RICHEY, FL. 34656  
727-845-6100  
richallenpe@gmail.com

22. WALLS :

A. MASONRY

- I. CONCRETE MASONRY UNITS (CMU) SHALL HAVE A MINIMUM COMPRESSIVE STRENGTH OF 1900 PSI.
- II. WALL CMU SHALL BE 8 INCH X 16 INCH IN SIZE OR 8 INCH X 8 INCH X 8 INCH FOR EDGE FINISHES.
- III. CMU SHALL BE PLACED IN A RUNNING BOND AND THERE SHALL BE NO VERTICAL BUTT JOINTS EXCEPT AS SHOWN ON THE FLOOR PLAN FOR CONSTRUCTION JOINTS.
- IV. REINFORCED FILLED CELLS AS SHOWN ON THE PLANS SHALL BE FILLED WITH " FINE" GRADE GROUT . HAVE A MINIMUM COMPRESSIVE STRENGTH OF 3,000 PSI AND 8 TO 11 INCH SLUMP TO ENSURE CONSOLIDATION.
- V. BOND BEAMS SHALL BE POURED WITH GROUT MONOLITHICALLY WITH THE FILLED WALL CELLS-NO COLD JOINTS.
- VI. VERTICAL STEEL REINFORCEMENT SHALL BE CONTINUOUS BETWEEN THE MIDDLE AND BOTTOM 1/3 OF THE FOOTING HEIGHT AND END IN THE TOP COURSE OF THE BOND BEAM WITH A STANDARD 10 INCH 90 DEGREE BEND.
- VII. HORIZONTAL REINFORCING STEEL SHALL BE CONTINUOUS,INCLUDING AROUND CORNERS.
- VIII. REINFORCING STEEL SPLICES SHALL CONSIST OF WIRE LAPS NO LESS THAN 40 TIMES THE STEEL BAR DIAMETER (I.E. 25 INCHES FOR #5 REBAR, 15 INCHES FOR #3 REBAR, AND 52 INCHES FOR #7 REBAR )

B. WOOD FRAME WALLS :

- I. WALL STUD SIZES ARE SHOWN IN THE TYPICAL WALL SECTION.
- II. LOAD BEARING.
1. WOOD STUDS IN WALLS SHALL BE SPACED 16 INCHES ON CENTER AND FASTENED TO THE TOP AND BOTTOM PLATES PER THE TOP PLATE SPLICE DETAIL. ALL LOAD BEARING STUDS TO BE SOUTHERN YELLOW PINE #2 GRADE OR BETTER.
2. LOAD BEARING WALLS SHALL HAVE A SINGLE BOTTOM PLATE (PRESSURE TREATED ) IN CONTACT WITH MASONRY OR CONCRETE. SEE THE TOP PLATE SPICE DETAIL FOR TOP PLATE NAILING AND SPLICING REQUIREMENTS.
3. THE WOOD STUDS SHALL HAVE A SIMPSON SP2 AT THE TOP PLATE AND A PROPERLY SIZED SPH FOR THE BOTTOM PLATE (I.E. 4" STUD WALL = SPH4, 6" STUD WALL = SPH6 )
4. 3 STUD PACK SHALL BE INSTALLED DIRECTLY BENEATH BEARING POINTS OF ALL GIRDERS AND BEAMS HAVING A GRAVITY LOAD OF UP TO 3,000 LBS.
5. STEEL TUBE COLUMNS SHALL BE INSTALLED IN THE WALL DIRECTLY BENEATH GIRDERS AND BEAMS HAVING GRAVITY LOADS GREATER THAN 3000 LBS.
6. BASE PLATES SHALL BE FASTENED TO MONOLITHIC FOOTINGS WITH 5/8" X 8 INCH ANCHOR BOLTS OR SIMPSON TITEN HD. CONCRETE BOLTS OF THE SAME SIZE AT 24 INCHES ON CENTER. ALL CONNECTIONS SHALL BE MADE WITH 3 INCH SQUARE BY 1/8 INCH THICK WASHERS
7. BASE PLATES BEARING ON WOOD SHALL BE FASTENED WITH 16d COMMON NAILS AT 8" O.C. THROUGH ANY FLOOR SHEATHING AND TO UNDERLYING LUMBER (NOT SHEATHING ONLY ) AND USE BLOCKING AS NEEDED TO MAINTAIN NAILING SPACING REQUIREMENTS.
8. FOR EXTERIOR LOAD BEARING WALLS,EACH STUD ABOVE THE BASE PLATE SHALL BE FASTENED TO THE UNDERLYING BAND JOIST OR BEAM WITH A SIMPSON LSTA18 STRAP.FOR THIS SITUATION THE SIMPSON SPH BRACKET TO THE BASE PLAN MAY BE OMITTED.
9. FOR INTERIOR LOAD BEARING WALLS, 1/2 INCH ALL THREAD ROD SHALL BE INSTALLED AT 32" O.C. FROM THE BASE PLATE THROUGH THE SHEATHING AND TOP PLATE OF UNDERLYING SUPPORTING WALL. ALL CONNECTIONS SHALL INCLUDE A STANDARD 3 INCH SQUARE WASHER.
10. HEADER BEAMS SHALL BE SIZED ACCORDING TO THE ENCLOSED HEADER SCHEDULE AND FASTENED WITH A MINIMUM OF TWO SIMPSON LSTA36 STRAPS OVER EACH END TO THE JACK STUDS BELOW. IN ADDITION, THE HEADER BEAMS SHALL BE FASTENED WITH A MINIMUM OF 3-10d COMMON NAILS (TOE NAILED ON EACH FACE SIDE AT EACH END TO THE ABUTTING FULL LENGTH STUDS.

III. NON LOAD BEARING WALLS:

1. WOOD STUDS IN WALLS SHALL BE SPACED AT 16 INCHES ON CENTER AND FASTENED TO THE TOP AND BOTTOM PLATES WITH A MINIMUM OF THREE 10d COMMON NAILS. NAILS INSTALLED IN PRESSURE TREATED WOOD SHALL BE GALVANIZED.

2. NON LOAD BEARING WALLS SHALL HAVE A SINGLE BOTTOM PLATE (PRESSURE TREATED AGAINST MASONRY AND CONCRETE ) AND A SINGLE TOP PLATE.
3. BASE PLATES SHALL BE FASTENED TO CONCRETE SLABS WITH 1/4 INCH BY 3 1/2 INCH TAPCON SCREWS AT 12" ON CENTER.
4. BASE PLATES ON WOOD SHALL BE FASTENED WITH 16d COMMON NAILS AT 8" ON CENTER.

C. SHEATHING

- I. PLYWOOD SHEATHING.
1. EXTERIOR WALL SHEATHING COVERED BY AN ARCHITECTURAL FINISH SHALL BE MINIMUM 7/16 INCH THICK (NOMINAL ) 4 PLY PLYWOOD MANUFACTURED WITH EXTERIOR GLUE.
2. THE LONG SIDE OF THE SHEATHING SHALL BE INSTALLED PERPENDICULAR TO THE WALL STUDS.
3. FASTEN TO STUDS AND BLOCKING WITH 8d RING SHANK NAILS AT 4 INCHES ON CENTER ALL LOCATIONS.
4. IN ADDITION TO THE REGULAR FASTENING A SECOND ROW SHALL BE INSTALLED AT THE DOUBLE TOP PLATE AND TO THE LOWEST HORIZONTAL WOOD MEMBER ON AN EXTERIOR WALL. (I.E. SILL PLATE , BAND JOIST )
5. FOR PLYWOOD SHEATHING COVERED WITH A CEMENTITIOUS FINISH ALL BUTT JOINTS NOT ON WALL STUDS SHALL BE BLOCKED WITH 2 X BLOCKING , TOE NAILED AT EACH END TO THE WALL STUDS WITH 3-8d COMMON NAILS.
- II. PARTICLE BOARD
1. PARTICLE BOARD IS NOT TO BE USED WITHOUT THE EXPRESS, WRITTEN CONSENT OF THE STRUCTURAL ENGINEER AND THE PROPERTY OWNER.
- III. ARCHITECTURAL FINISHES
1. ARCHITECTURAL WALL FINISHES , SUCH AS STUCCO, CEMENTITIOUS COATING , SIDING OR PAINT ARE MENTIONED HERE ONLY FOR THE PURPOSE OF UNDERSTANDING THAT THEIR INSTALLATION AND ASSOCIATED DETAILS ARE NOT THE RESPONSIBILITY OF THE STRUCTURAL ENGINEER.

23. COLUMNS

A. CONCRETE / MASONRY COLUMNS

1. MASONRY COLUMNS SHALL BE CONSTRUCTED OF PILASTER CONCRETE BLOCK OR FORMED AND POURED. WALL BLOCK SHALL NOT BE USED FOR MASONRY COLUMNS.
- II. REINFORCING STEEL SHALL BE GRADE 60 AND HELD IN PLACE BY STRUPS SPACED AT 12 INCHES ON CENTER VERTICALLY.
- III. PILASTER BLOCK COLUMNS SHALL BE FILLED WITH A FINE GROUT HAVING A MINIMUM OF COMPRESSIVE STRENGTH OF 3,000 PSI
- IV. FORMED AND POURED COLUMNS SHALL CONSIST OF A MINIMUM OF 3,000 PSI CONCRETE, OR IN AREAS OF HIGH CHLORIDES, SUCH AS NEAR THE COAST OR BODIES OF SALT WATER , THE MINIMUM SHALL BE 5,000 PSI
- V. ALL MASONRY COLUMNS SHALL BEGIN AT THE FOUNDATION OR AT A MONOLITHIC FOOTING,IN NO CASE SHALL THERE BE A BREAK OR A COLD JOINT IN THE GROUT OF A COLUMN EXCEPT AT 1 FOOT FROM THE TOP IN PREPARATION FOR INSTALLATION OF A CONCRETE LINTEL.
- VI. METAL CONNECTORS AT THE TOP OF THE COLUMN FOR HOLDING WOOD BEAMS OR GIRDERS SHALL BE INSTALLED WITH THE MINIMUM EMBEDMENT OF THE ASSOCIATED FASTENERS FOR THE CONNECTOR AS SHOWN ON THE PLANS.

B. WOOD COLUMNS :

- I. ALL LOAD BEARING WOOD COLUMNS SHALL BE A MINIMUM OF #2 GRADE PRESSURE TREATED WOOD.
- II. DIMENSIONAL WOOD COLUMNS OF 4 INCHES BY 4 INCHES IN CROSS SECTION SHALL ONLY BE USED FOR SUPPORTING OPEN WOOD DECKS WHERE THE FLOOR HEIGHT ABOVE THE FLOOR BELOW IS 8 FEET OR LESS. ALL OTHER DIMENSIONAL WOOD COLUMNS SHALL HAVE A MINIMUM OF 6 INCHES BY 6 INCHES.
- III. METAL CONNECTORS AT THE BASE AND THE TOP OF WOOD COLUMNS SHALL BE OF THE TYPE THAT RESISTS LATERAL LOADS AS WELL AS UPLIFT AND GRAVITY LOADS. IN NO CASE SHALL FLAT STRAPS BE USED UNLESS SPECIFICALLY SHOWN IN THE PLANS OR CROSS SECTION DETAILS.

C. COMPOSITE COLUMNS

- I. A COMPOSITE COLUMN HERE IS DEFINED AS A HOLLOW COLUMN CONSISTING OF ANY MATERIAL SPECIFICALLY DESIGNED BY ITS MANUFACTURER TO BE LOAD BEARING. ANY OTHER TYPE OF HOLLOW COLUMN IS CONSIDERED AN ARCHITECTURAL FINISH INTENDED TO FIT OVER A STRUCTURAL COLUMN AND ITS USE AND DETAILS OF INSTALLATION ARE NOT THE RESPONSIBILITY OF THE STRUCTURAL ENGINEER.
- II. LOAD BEARING COMPOSITE COLUMNS ARE A MANUFACTURED PRODUCT SUBJECT TO THE DESIGN AND LOAD BEARING CAPACITY AS DETERMINED BY THE MANUFACTURER. A SHOP DRAWING OR A LETTER FOR THE INSTALLATION OF THE COLUMN SHALL BE PROVIDED BY THE STRUCTURAL ENGINEER TO SUPPLEMENT THE CONSTRUCTION PLANS AFTER THE SPECIFIC COLUMN AND MANUFACTURER HAVE BEEN IDENTIFIED.
- III. IN ALL CASES , THE COLUMN MANUFACTURES INFORMATION SHALL BE PROVIDED TO THE STRUCTURAL ENGINEER BY THE CONTRACTING CLIENT OR HIS AGENT FOR REVIEW PRIOR TO ITS ACCEPTANCE FOR THE STRUCTURAL DESIGN. THE INFORMATION SHALL INCLUDE THE LATERAL AS WELL AS UPLIFT AND GRAVITY LOAD BEARING CAPACITIES.

D. STEEL TUBE COLUMNS:

- I. LOAD BEARING STEEL TUBE COLUMNS SHALL HAVE A MINIMUM WALL THICKNESS OF 1/4 INCH AND BE MADE OF STEEL WITH A DESIGN YIELD STRENGTH OF 46 PSI UNLESS OTHERWISE SHOWN IN THE STRUCTURAL DESIGN
- II. THE SPECIFIC CONNECTION SCHEME SHALL BE SHOWN IN THE STRUCTURAL DESIGN WHERE THE STEEL TUBE COLUMN IS TO BE INSTALLED.

E. ALUMINUM COLUMNS:

- I. LOAD BEARING ALUMINUM COLUMNS SHALL HAVE A MINIMUM WALL THICKNESS OF 1/4 INCH.
- II. ALL FASTENERS AND CONNECTORS FOR ALUMINUM COLUMNS SHALL BE STAINLESS STEEL OR MONEL TO AVOID CORROSION DUE TO DISSIMILAR METALS BEING IN CONTACT.
- III. THE SPECIFIC CONNECTION SCHEME SHALL BE SHOWN IN THE STRUCTURAL DESIGN WHERE THE ALUMINUM COLUMN IS TO BE INSTALLED.

24. ROOF

A. MANUFACTURED WOOD TRUSSES

- I. THE MANUFACTURED ROOF TRUSS FRAMING PLAN CONTAINED HEREIN IS FOR THE SOLE PURPOSE OF ILLUSTRATING THE DESIGN INTENT AND FOR PLANNING TO BE USED BY THE TRUSS COMPONENT AND TRUSS SYSTEM ENGINEER OF THE TRUSS MANUFACTURER IN DEVELOPING THE ACTUAL SYSTEM DESIGN. IT IS NOT INTENDED TO BE USED FOR ANY OTHER PURPOSE AS IT IS SUBJECT TO ENGINEERING AND MAY BE DIFFERENT FROM THE FINAL DESIGN.
- II. MANUFACTURED ROOF TRUSSES SHALL BE DESIGNED BY A LICENSED TRUSS COMPONENT AND TRUSS SYSTEM ENGINEER ACTING AS A DELEGATED ENGINEER AND WORKING THROUGH A TRUSS MANUFACTURER FOR THIS PURPOSE. THE SELECTION OF THE TRUSS MANUFACTURER IS HEREBY SUBORDINATED TO THE BUILDING CONTRACTOR.
- III. THE TRUSS PLAN " SIGNED AND SEALED" BY THE DELEGATED ENGINEER SHALL BE PROVIDED TO AND PRIOR TO CONSTRUCTION OF THE UNDERLYING STRUCTURE AS THE STRUCTURAL ENGINEER RESERVES THE RIGHT TO MAKE STRUCTURAL CHANGES BASED ON THE FINAL FLOOR TRUSS SYSTEM.
- VI. THE TRUSS MANUFACTURER SHALL PROVIDE ALL LATERAL BRACING REQUIREMENTS TO THE BUILDING CONTRACTOR. IF NOT, THE BUILDING CONTRACTOR IS TO NOTIFY THE STRUCTURAL ENGINEER FOR GUIDANCE.
- V. IN ADDITION TO THE METAL CONNECTORS SHOWN IN THE TRUSS LAYOUT OF THE ORIGINAL PLANS , EACH TRUSS IS TO BE SET ON WOOD FRAME BEARING WALLS OR SILL PLATES WITH 10d COMMON NAILS ( TOE-NAILED )
- VI. A MOISTURE BARRIER IS TO BE INSTALLED BETWEEN UNTREATED WOOD AND CONCRETE / MASONRY

23.2 CONVENTIONAL FRAME

- I. IN ADDITION TO THE METAL CONNECTORS SHOWN IN THE TRUSS LAYOUT OF THE ORIGINAL PLANS, EACH RAFTER IS TO BE SET ON WOOD FRAME BEARING WALLS OR SILL PLATES WITH 3- 10d COMMON NAILS ( TOE-NAILED )
- II. ANY WOOD COMING IN CONTACT WITH MASONRY OR CONCRETE IS TO BE PRESSURE TREATED OR A MOISTURE BARRIER IS TO BE INSTALLED BETWEEN UNTREATED WOOD AND CONCRETE OR MASONRY .

- III. COLLAR TIES ARE TO BE INSTALLED BETWEEN RAFTERS AT 2/3 OF THE RIDGE HEIGHT FROM WHERE THE RAFTERS BEAR ON WALLS. THE COLLAR TIES ARE TO BE FASTENED WITH A MINIMUM OF 4-10d 16 COMMON NAILS (CLINCHED) AT EACH LAP JOINT. EACH RAFTER IS TO BE ATTACHED TO THE RIDGE BEAM WITH A LIGHT ANGLE HANGER AS SHOWN IN THE FRAMING PLAN. IN ADDITION, A FLAT METAL STRAP SHALL BE INSTALLED ACROSS THE RIDGE BEAM TO TWO OPPOSING RAFTER. TO BE REVIEWED BY THE STRUCTURAL ENGINEER FOR COMPLYING WITH THE DESIGN INTENT OF THE ORIGINAL PLAN AND FOR ANY CHANGES TO THE " TRUSS TO THE UNDERLYING STRUCTURE" CONNECTIONS.
- IV. AS PART OF THE REVIEW, THE STRUCTURAL ENGINEER WILL DETERMINE WHETHER THE TRUSS TO WALL / BEAM METAL CONNECTORS SHOWN IN THE ORIGINAL PLANS ARE ACCEPTABLE OR WHETHER THEY NEED TO BE CHANGED OR SUPPLEMENTED TO ACCOMMODATE THE LOADS SHOWN IN THE TRUSS COMPONENT SHEETS.
- V. THE STRUCTURAL ENGINEER IS NOT RESPONSIBLE FOR VERIFYING THE DIMENSIONAL , ARCHITECTURAL, OR FORM ASPECTS OF THE OF THE TRUSS MANUFACTURERS PLAN WITH THE ORIGINAL PLANS.
- VI. THE MINIMUM LIVE LOADS FOR THE ROOF TRUSS DESIGN IS TO BE ON FBC 2014 SECTION 1607 FOR ROOF TYPE AND ROOFING MATERIAL.
- VII. THE DEAD LOADS ARE LASTED IN ITEM 16 ABOVE.
- VIII. ALL TRUSS TO TRUSS AND TRUSS TO GIRDER CONNECTORS ARE TO BE SPECIFIED BY THE TRUSS MANUFACTURER, INCLUDING CONNECTORS FOR TRUSS TO MANUFACTURED BEAM (I.E. GLUELAM, OR MICROLAM ) SPECIFIED BY THE TRUSS MANUFACTURER. A SPECIFIC HANGER MUST BE SELECTED AND IDENTIFIED ON THE SIGNED AND SEALED COMPONENT SHEETS FOR EACH LOCATION, A HANGER IS REQUIRED IN THE TRUSS SYSTEM.
- IX. THE TRUSS PLAN SIGNED AND SEALED BY THE DELEGATED ENGINEER SHALL BE PROVIDED TO AND REVIEWED BY THE STRUCTURAL ENGINEER FOR COMPLYING WITH THE DESIGN INTENT OF THE ORIGINAL PLAN AND FOR ANY CHANGES TO THE "TRUSS TO UNDERLYING STRUCTURE" CONNECTIONS. THIS PLAN MUST BE PROVIDED TO THE STRUCTURAL ENGINEER.
- X. A RIDGE BEAM TERMINATING AT A GABLE END SHALL BE SUPPORTED BY A MINIMUM 3 STUD PACK COLUMN BEARING ON THE UNDERLYING WALL OR BEAM.
- XI. TREATED LUMBER-DOUBLE 1 1/2 INCH BY A HEIGHT SHOWN ON THE PLANS, FOR CONCRETE OR MASONRY WALLS THE FASTENERS SHALL BE 5/8 INCH BY 5 1/2 INCH SIMPSON TITEN HD CONCRETE BOLTS.
- XII. SLEEPERS SHALL BE FASTENED TO UNDERLYING ROOF TRUSSES OR RAFTERS ( NOT SHEATHING ) WITH A MINIMUM OF 2-3/8 INCH BY 3 1/2 INCH LAG BOLTS AND WASHERS AT EACH TRUSS OR RAFTER INTERSECTION AND NO GREATER THAN 24 INCHES ON CENTER AND SHALL CONSIST OF DIMENSIONAL LUMBER 1 1/2 INCH THICK BY A WIDTH SHOWN IN THE PLANS.
- XIII. USE 2 INCH BY 4 INCH BLOCKING ATTACHED BETWEEN UNDERLYING STUDS, TRUSSES OR RAFTERS WITH A MINIMUM OF 3-10d NAILS AT EACH IN ORDER TO SATISFY THE ON CENTER SPACING FOR THE LEDGERS OR SLEEPERS.
- XIV. BEAMS SUPPORTING ROOF TRUSSES OR RAFTERS ARE TO BE ATTACHED AS SPECIFIED IN THE ROOF FRAMING PLANS.
24. UNDER NO CIRCUMSTANCES ARE THERE TO BE BUTT JOINTS BETWEEN THE BEARING POINTS OF ANY PLY OF A MULTIPLE BEAM. THE PLYS ARE TO BE CONTINUOUS BETWEEN BEARING POINTS.

A. LEDGERS/ SLEEPERS


1. LEDGERS / NAILERS SHALL BE FASTENED TO WOOD STUDS (NOT SHEATHING) WITH A MINIMUM OF 2- 3/8 INCH BY 5 1/2 INCH LAG BOLTS WITH WASHERS AT EACH STUD INTERSECTION AND NO GREATER THAN 16 INCHES ON CENTER AND SHALL CONSIST ON PRESSURE TREATED WOOD.
- II. MULTIPLE BEAMS CONSISTING OF MANUFACTURED WOOD (I.E. GLUELAM, MICROLAM ) ARE TO HAVE THE INDIVIDUAL PLYS INTERCONNECTED AS REQUIRED BY THE MANUFACTURERS SPECIFICATIONS.



DEEB FAMILY HOMES, LTD.  
9400 RIVER CROSSING BLD.  
NEW PORT RICHEY, FL. 34655  
727-376-6831

| PLAN DATE | PLAN DATE |
|-----------|-----------|
| 4-22-2015 | 7-9-2015  |
| 5-21-2015 | 7-15-2015 |
| 5-28-2015 | 7-23-2015 |
| 6-2-2015  | 9-14-2015 |
| 6-17-2015 |           |
| 6-29-2015 |           |

DEEB RESIDENCE  
333 OLD EASTLAKE RD.  
PINELLAS COUNTY



ALLEN ENGINEERING & CONSTRUCTION SERVICES  
RICH ALLEN PROFESSIONAL ENGINEER  
P.E. # 80920 C.A. # 9542  
P.O. BOX 331  
NEW PORT RICHEY, FL. 34656  
richallenpe@gmail.com

III. MULTIPLE BEAMS CONSISTING OF DIMENSIONAL LUMBER ARE TO HAVE THE INDIVIDUAL PLIES INTERCONNECTED AS FOLLOWS:

I. FOR TWO PLY BEAMS - ONE ROW OF 10d GALVANIZED COMMON NAILS AT 6 INCHES ON CENTER ON EACH SIDE OF BEAM.

II. FOR THREE PLY BEAMS- TWO ROWS OF 16d GALVANIZED COMMON NAILS AT 6" ON CENTER (TOP AND BOTTOM ) THRU EACH SIDE OF THE BEAM.

III. FOR FOUR PLY BEAMS AND LARGER- TWO ROWS OF 1/2 INCH DIAMETER CARRIAGE BOLTS OR ALL THREAD RODS WITH NUTS AND WASHERS SPACED AT 12" ON CENTER 2 INCHES FROM THE TOP AND BOTTOM EDGES OF THE BEAM.

B. SHEATHING :

I. ROOF SHEATHING COVERED BY COMPOSITE ROOFING SHALL BE A MINIMUM OF 15/32 INCH THICK (NOMINAL ) O.S.B. MANUFACTURED WITH EXTERIOR GLUE.

II. ROOF SHEATHING COVERED BY TILE SHALL BE A MINIMUM OF 5/8 INCH THICK (NOMINAL ) MANUFACTURED WITH EXTERIOR GLUE.

III. THE LONG SIDE OF THE SHEATHING SHALL BE INSTALLED PERPENDICULAR TO THE ROOF TRUSS SYSTEM.

IV. FASTENING SHALL BE 8d RING SHANK NAILS AT 4 INCHES ON CENTER AT BOUNDARY AND EDGES AND 6 INCHES ON CENTER IN THE FIELD WITH A SETBACK OF 5'-0" FROM ALL EDGES.

V. METAL "H" CLIPS OR SOLID WOOD BLOCKING SHALL BE USED AT ALL UNSUPPORTED BUTT JOINTS BETWEEN TRUSSES OR RAFTERS.

25. PRECAST CONCRETE LINTELS

A. PRECAST AND PRESTRESSED CONCRETE LINTELS SHALL BE MANUFACTURED BY CASTCRETE AND INSTALLED PER MANUFACTURES SPECIFICATIONS AND INSTRUCTIONS.

B. THE SIZE OF THE LINTELS SHALL BE BASED ON THE SPAN AND LOAD. REFER TO THE ATTACHED SCHEDULE UNLESS OTHERWISE SHOWN IN THE STRUCTURAL DESIGN FOR THE SPECIFIED LINTEL

C. LINTEL SCHEDULE U.N.O. ON PLANS:

I. SPAN UP TO 3'- 8FS-0B  
 II. SPAN UP TO 3' TO < 6' - 8FS-0B  
 III. SPAN 6' TO > 14' - 8F16- 1B/1T

D. THE MINIMUM SPECIFIED GROUT COMPRESSIVE STRENGTH TO BE USED FOR LINTELS IS 3,000 PSI.

E. THE REINFORCING STEEL SHALL BE ASTM GRADE 60

26. FASTENERS / METAL CONNECTORS.

A. ALL FASTENERS AND METAL CONNECTORS SHALL BE MANUFACTURED BY SIMPSON STRONG TIE AND INSTALLED PER THE MANUFACTURES SPECIFICATIONS AND INSTRUCTIONS.

B. THESE FASTENERS DO NOT INCLUDE TYPICAL NAILS AND SCREWS WHICH MAY BE MANUFACTURED BY OTHERS.

C. FOLLOW ALL MANUFACTURES SPECIFICATIONS AND INSTRUCTIONS FOR ALL FASTENERS, METAL CONNECTIONS, SCREWS, NAILS, ETC. THAT ARE IN CONTACT WITH PRESSURE TREATED LUMBER.

27. DIMENSIONAL LUMBER :

A. ALL LOAD BEARING WALLS SHALL BE SOUTHERN YELLOW PINE #2 OR BETTER GRADED AND STAMPED BY THE CERTIFYING AGENCY. IN ADDITION, ALL WOOD SHALL BE PRESSURE TREATED FOR EXTERIOR USE WHERE EXPOSED TO MOISTURE, PLACED WITHIN 12 INCHES OF SOIL OR IN CONTACT WITH CONCRETE OR MASONRY.

28. STRUCTURAL SHEATHING:

A. ALL SHEATHING USED FOR EXTERIOR APPLICATIONS SHALL BE EXTERIOR GRADE AND ADA STAMPED AND VERIFYING ITS RATING.

29. MASONRY:

A. CONCRETE MASONRY UNITS SHALL CONFORM WITH AMERICAN MASONRY INSTITUTE STANDARD 530

B. CONCRETE MASONRY UNITS SHALL HAVE A MINIMUM COMPRESSIVE STRENGTH OF 1900 PSI

C. MORTAR SHALL BE OF TYPE M OR S GRAY MORTAR.

30. GROUT:

A. ALL GROUT SHALL BE A FINE TYPE HAVING A MINIMUM COMPRESSIVE STRENGTH OF 3,000 PSI UNLESS SPECIFICALLY SHOWN OTHERWISE BY A MANUFACTURER PURSUANT TO GROUT USE WITH ITS PRODUCTS.

31. REINFORCING STEEL :

A. ALL REINFORCING STEEL SHALL BE ASTM GRADE 40 EXCEPT GRADE 60 SHALL BE USED FOR GRADE BEAMS, ALL LINTEL TYPES (I.E. PRECAST AND FIELD PREFORMED ) COLUMNS UNLESS OTHERWISE SHOWN IN THE STRUCTURAL PLANS.

32. STRUCTURAL STEEL AND CONNECTION ACCESSORY MATERIAL:

A. I-BEAMS FORMED STRUCTURAL STEEL, FLAT BAR OR PLATE SHALL BE ASTM GRADE A36 UNLESS STATED OTHERWISE.

B. ALL STRUCTURAL STEEL SHALL HAVE A MINIMUM OF TWO COATS OF PRIMER AND TWO COATS OF EPOXY AS A CORROSION PREVENTIVE. THE BUILDING CONTRACTOR MAY VARY FROM THIS SPECIFICATION WITH THE APPROVAL OF THE STRUCTURAL ENGINEER IF IT CAN BE DEMONSTRATED ANOTHER MEANS OF CORROSION CONTROL IS EQUALLY EFFECTIVE.

C. ALL WELDING OF STRUCTURAL STEEL SHALL BE MADE WITH E60/70 TYPE ELECTRODES. THE DEPTH AND LENGTH FOR THE WELD SHALL BE SPECIFIED IN THE STRUCTURAL DESIGN FOR THE SPECIFIC CONNECTION.

33. VENTILATION:

A. THE STRUCTURAL ENGINEER IS NOT RESPONSIBLE FOR DETERMINING VENTILATION REQUIREMENTS OF CRAWL SPACES, FLOORS AND ATTICS NOR THE MEANS AND METHODS FOR IMPLEMENTING THESE REQUIREMENTS.

34. WATERPROOFING:

A. ANY RENDERING OF NOTES OF WATERPROOFING MEASURES FOR BASEMENTS OR HALF BASEMENTS SHOWN IN THESE PLANS WHERE A SPECIFIC CONSTRUCTION DETAIL IS NOT SHOWN IN THE STRUCTURAL DESIGN IS AN ARCHITECTURAL ILLUSTRATION ONLY AND IS NOT PART OF THE STRUCTURAL DESIGN OR THE RESPONSIBILITY OF THE STRUCTURAL ENGINEER.

B. CRICKETS ARE ASSOCIATED WITH THE ARCHITECTURAL FINISHES AND ARE NOT THE RESPONSIBILITY OF THE STRUCTURAL ENGINEER.

35. FIRE RESISTANT DESIGN :

A. FIRE RESISTANT DESIGN OF STRUCTURAL ELEMENTS SHALL BE INCIDENTAL TO THEIR STRUCTURAL DESIGN AND SHALL BE BASED ON UNDERWRITERS LABORATORY OR GYPSUM ASSOCIATION DESIGN FOR FIRE RATED FLOOR, WALL AND ROOF ASSEMBLIES.

36. FLOOD RESISTANT DESIGN:

A. FLOOD RESISTANT DESIGN OF FLOOD RESISTANT DESIGN OF STRUCTURAL ELEMENTS SHALL BE INCIDENTAL TO THEIR STRUCTURAL DESIGN AND SHALL BE BASED ON THE REQUIREMENTS STATED IN TITLE 44 CFR SECTIONS 59 AND 60, AND ON THOSE OF THE INDIVIDUAL COMMUNITY RATING AGENCIES FOR THE GOVERNMENTAL JURISDICTION WHERE THE CONSTRUCTION IS TO BE DONE.

B. HOWEVER, THE STRUCTURAL ENGINEER IS NOT RESPONSIBLE FOR IDENTIFYING AND SHOWING ON THE PLANS THE FLOOD ZONE CATEGORY, BASE FLOOD ELEVATION, AND THE FLOOR AND STORY HEIGHTS OF THE BUILDING IN RELATION TO THE BASE FLOOD ELEVATION. THIS INFORMATION IS CONSIDERED ARCHITECTURAL AND SITE RELATED AND SHALL BE PROVIDED TO THE STRUCTURAL ENGINEER BY THE CONTRACTING CLIENT OR HIS AGENT.

37. SPECIAL CONSTRUCTION :

I. ALUMINUM STRUCTURAL COLUMNS.

A. ANY ALUMINUM STRUCTURES SHOWN IN THESE PLANS SUCH AS PORCH AND POOL ENCLOSURES OR GUARDRAILS AND HANDRAILS ARE FOR ARCHITECTURAL ILLUSTRATION ONLY AND ARE NOT PART OF THE STRUCTURAL DESIGN OR THE RESPONSIBILITY OF THE STRUCTURAL ENGINEER.

B. WHERE THE ALUMINUM STRUCTURE ATTACHES TO THE MAIN STRUCTURE OR IS INCORPORATED IN THE MAIN STRUCTURE, SHOP DRAWINGS FOR THESE STRUCTURES SHALL BE PROVIDED TO THE STRUCTURAL ENGINEER TO DETERMINE THEIR EFFECT ON THE MAIN STRUCTURE.

II. SWIMMING POOLS:

A. ANY SWIMMING POOL OR HOT TUBS SHOWN IN THESE PLANS ARE FOR ARCHITECTURAL ILLUSTRATION ONLY AND ARE NOT PART OF THE STRUCTURAL DESIGN OR THE RESPONSIBILITY OF THE STRUCTURAL DESIGN.

III. FENCES AND RETAINING WALLS:

A. ANY RENDERING OF FENCES, RETAINING WALLS OR EXTERIOR PLANTERS WHERE A SPECIFIC STRUCTURAL DETAIL IS NOT SHOWN FOR THEIR CONSTRUCTION ARE FOR ARCHITECTURAL ILLUSTRATION ONLY AND ARE NOT THE RESPONSIBILITY OF THE STRUCTURAL ENGINEER.

IV. DRIVEWAYS AND WALKWAYS:

A. ANY DRIVEWAYS OR WALKWAYS SHOWN IN THESE PLANS ARE FOR ARCHITECTURAL ILLUSTRATION PURPOSES ONLY AND ARE NOT PART OF THE STRUCTURAL DESIGN OR THE RESPONSIBILITY OF THE STRUCTURAL ENGINEER.

| No. | Description                  | Opening Width (in ft.) | Opening Height (in ft.) | Distance from Center (in ft.) | Design Pressure Requirements |
|-----|------------------------------|------------------------|-------------------------|-------------------------------|------------------------------|
| 1   | Entry Door - Example         | 3.0 ft.                | 8.0 ft.                 | 12.0 ft.                      | +21.4 psf, -23.3 psf         |
| 2   | Sliding Glass Door - Example | 6.0 ft.                | 6.7 ft.                 | 6.0 ft.                       | +20.7 psf, -23.2 psf         |
| 3   | Fixed Glass Window - Example | 2.0 ft.                | 2.0 ft.                 | 3.0 ft.                       | +22.6 psf, -30.2 psf         |
| 4   | 10 sqft Zone 4               | 3.0 ft.                | 3.3 ft.                 | 10.0 ft.                      | +22.6 psf, -24.5 psf         |
| 4   | 20 sqft Zone 4               | 4.0 ft.                | 5.0 ft.                 | 10.0 ft.                      | +21.6 psf, -23.5 psf         |
| 4   | 30 sqft Zone 4               | 5.0 ft.                | 6.0 ft.                 | 10.0 ft.                      | +21.1 psf, -23.0 psf         |
| 4   | 40 sqft Zone 4               | 5.0 ft.                | 8.0 ft.                 | 10.0 ft.                      | +20.7 psf, -22.6 psf         |
| 4   | 50 sqft Zone 4               | 5.0 ft.                | 10.0 ft.                | 10.0 ft.                      | +20.2 psf, -22.1 psf         |
| 4   | 100 sqft Zone 4              | 10.0 ft.               | 10.0 ft.                | 10.0 ft.                      | +19.2 psf, -21.2 psf         |
| 5   | 10 sqft Zone 5               | 3.0 ft.                | 3.3 ft.                 | 2.0 ft.                       | +22.6 psf, -30.2 psf         |
| 5   | 20 sqft Zone 5               | 4.0 ft.                | 5.0 ft.                 | 2.0 ft.                       | +21.6 psf, -28.2 psf         |
| 5   | 30 sqft Zone 5               | 3.0 ft.                | 10.0 ft.                | 2.0 ft.                       | +21.1 psf, -27.3 psf         |
| 5   | 40 sqft Zone 5               | 4.0 ft.                | 10.0 ft.                | 2.0 ft.                       | +20.7 psf, -26.4 psf         |
| 5   | 50 sqft Zone 5               | 2.5 ft.                | 25.0 ft.                | 2.0 ft.                       | +20.0 psf, -25.0 psf         |
| 5   | 100 sqft Zone 5              | 4.0 ft.                | 25.0 ft.                | 2.0 ft.                       | +19.2 psf, -23.3 psf         |

The Nominal Wind Speed was used to determine the above Component and Cladding Design Pressures.

All exterior glazed openings shall be protected from wind-borne debris as per Section 1609.1.2 of the 2014 FBC.

| Floor and Roof Live Loads  |                                       |
|----------------------------|---------------------------------------|
| Attics:                    | 20 psf w/ storage, 10 psf w/o storage |
| Habitable Attics, Bedroom: | 30 psf                                |
| All Other Rooms:           | 40 psf                                |
| Garage:                    | 40 psf                                |
| Roofs:                     | 20 psf                                |

| Wind Design Data                                                                                                        |                                |
|-------------------------------------------------------------------------------------------------------------------------|--------------------------------|
| Ultimate Wind Speed:                                                                                                    | 145 mph                        |
| Nominal Wind Speed:                                                                                                     | 112 mph                        |
| Risk Category:                                                                                                          | II                             |
| Wind Exposure:                                                                                                          | B                              |
| Enclosure Classification:                                                                                               | Enclosed                       |
| Internal Pressure Coefficient:                                                                                          | 0.18 +/-                       |
| Components and Cladding Design Pressures:                                                                               |                                |
| Roofing Zone 1:                                                                                                         | +16.0 psf max., -20.7 psf min. |
| Roofing Zone 2:                                                                                                         | +16.0 psf max., -36.0 psf min. |
| Roofing Zone 3:                                                                                                         | -53.2 psf min.                 |
| Roofing at Zone 2 Overhangs:                                                                                            | -42.1 psf min.                 |
| Roofing at Zone 3 Overhangs:                                                                                            | -70.9 psf min.                 |
| Stucco, Cladding, Doors & Windows:                                                                                      |                                |
|                                                                                                                         | +22.6 psf max., -24.5 psf min. |
| Zone 5:                                                                                                                 | +22.6 psf max., -30.2 psf min. |
| End Zone Width:                                                                                                         | 4.00 ft.                       |
| The Nominal Wind Speed was used to determine the above Component and Cladding Design Pressures.                         |                                |
| All exterior glazed openings shall be protected from wind-borne debris as per Section 1609.1.2 of the 2014 FBC.         |                                |
| The site of this building is not subject to special topographic wind effects as per Section 1609.1.1.1 of the 2014 FBC. |                                |

| Geotechnical Information           |           |
|------------------------------------|-----------|
| Design Soil Load-Bearing Capacity: | 2,000 psf |

| Flood Design Data |   |
|-------------------|---|
| Flood Zone:       | X |

WIND LOAD DESIGN DATA



DEEB FAMILY HOMES, LTD.  
 9400 RIVER CROSSING BLD.  
 NEW PORT RICHEY, FL. 34655  
 727-376-6831

DEEB RESIDENCE  
 333 OLD EASTLAKE RD.  
 PINELLAS COUNTY

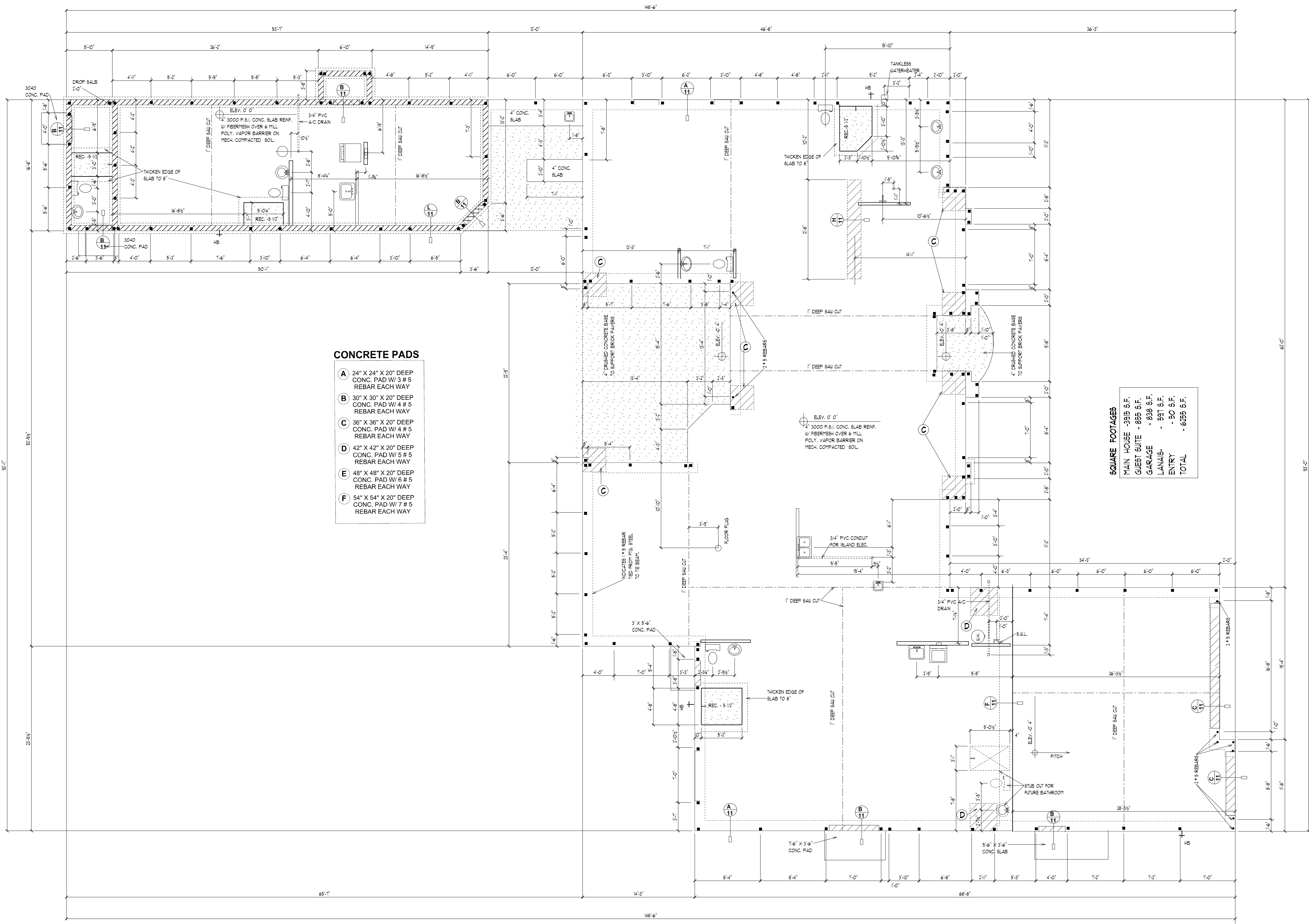
| PLAN DATE | DATE      |
|-----------|-----------|
| 4-22-2015 | 7-9-2015  |
| 5-21-2015 | 7-15-2015 |
| 5-28-2015 | 7-23-2015 |
| 6-2-2015  | 9-14-2015 |
| 6-17-2015 |           |
| 6-29-2015 |           |



RENDERING OF THIS ATTACHED DESIGN IS TO COMPLY WITH THE MINIMUM WIND LOADS AND IT IS IN COMPLIANCE WITH SECT. 307 OF THE 2014 FLORIDA REBERENTIAL BUILDING CODE SEALED FOR STRUCTURE ONLY  
 8/4/2015  
 RICHARD E. ALLEN, P.E. #84920

ALLEN ENGINEERING & CONSTRUCTION SERVICES  
 RICH ALLEN PROFESSIONAL ENGINEER  
 P.E. # 80920 C.A. # 9542  
 P.O. BOX 351  
 NEW PORT RICHEY, FL. 34656  
 727-845-6100  
 richallenpe@gmail.com

A.E.C.S. # 15070



- CONCRETE PADS**
- A** 24" X 24" X 20" DEEP CONC. PAD W/ 3 # 5 REBAR EACH WAY
  - B** 30" X 30" X 20" DEEP CONC. PAD W/ 4 # 5 REBAR EACH WAY
  - C** 36" X 36" X 20" DEEP CONC. PAD W/ 4 # 5 REBAR EACH WAY
  - D** 42" X 42" X 20" DEEP CONC. PAD W/ 5 # 5 REBAR EACH WAY
  - E** 48" X 48" X 20" DEEP CONC. PAD W/ 6 # 5 REBAR EACH WAY
  - F** 54" X 54" X 20" DEEP CONC. PAD W/ 7 # 5 REBAR EACH WAY

**SQUARE FOOTAGES**

|              |                    |
|--------------|--------------------|
| MAIN HOUSE   | - 3915 S.F.        |
| GUEST SUITE  | - 855 S.F.         |
| GARAGE       | - 838 S.F.         |
| LANAIG-ENTRY | - 591 S.F.         |
| <b>TOTAL</b> | <b>- 6299 S.F.</b> |

**FOUNDATION PLAN**

SCALE 3/16" = 1'-0"

**DEEB FAMILY HOMES, LTD.**  
 9400 RIVER CROSSING BLD.  
 NEW PORT RICHEY, FL. 34655  
 727-376-6831

**PLAN DATE**

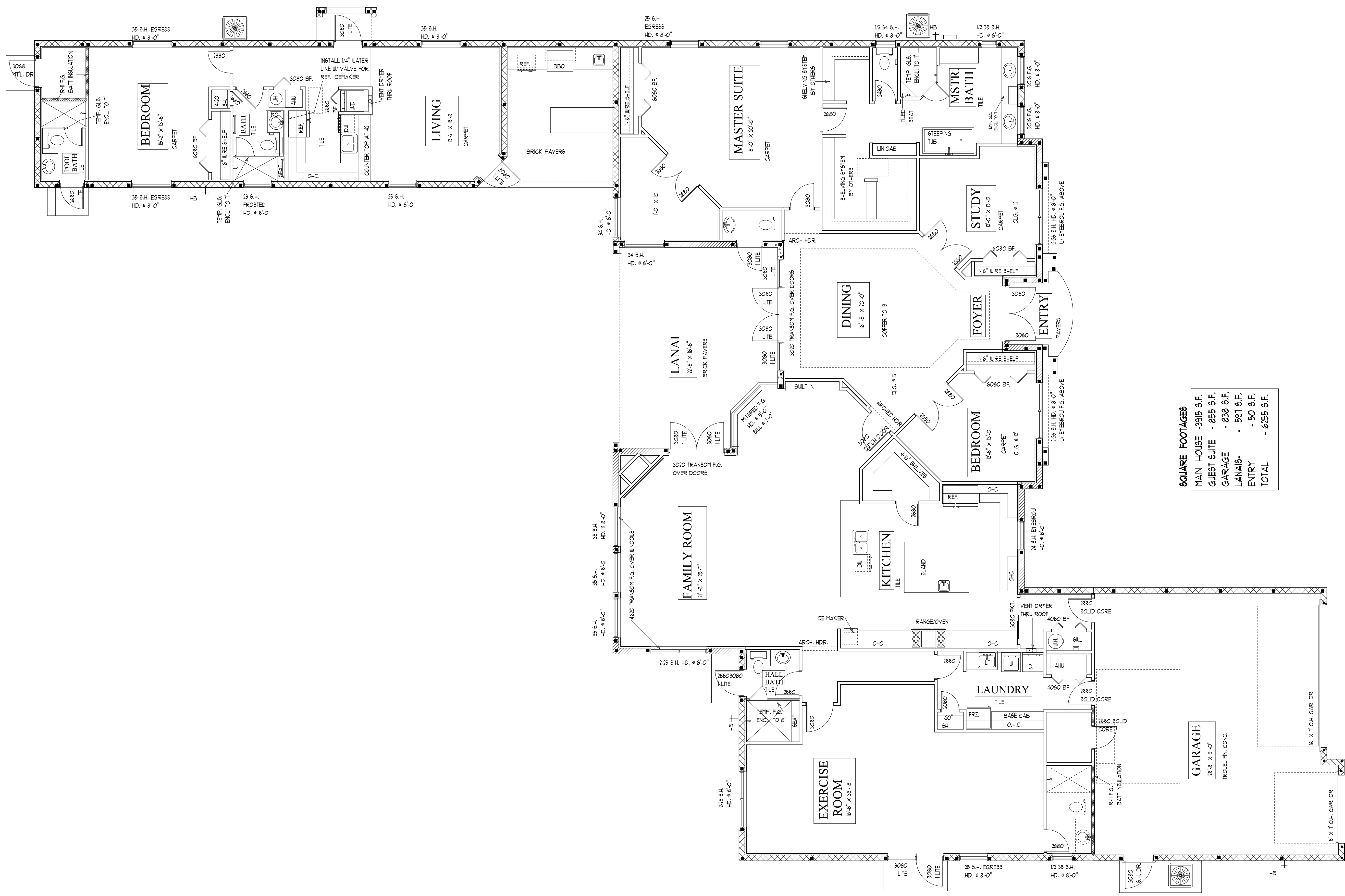
|           |           |
|-----------|-----------|
| 4-22-2015 | 7-9-2015  |
| 5-21-2015 | 7-15-2015 |
| 5-28-2015 | 7-23-2015 |
| 6-2-2015  | 9-14-2015 |
| 6-17-2015 |           |
| 6-29-2015 |           |

**DEEB RESIDENCE**  
 333 OLD EASTLAKE RD.  
 PINELLAS COUNTY

DESIGNED BY: RICHARD E. ALLEN, P.E. #5932  
 CHECKED BY: RICHARD E. ALLEN, P.E. #5932  
 PREPARED FOR: DEEB FAMILY HOMES, LTD.  
 REFERENCED: THE ATTACHED DESIGN TO COMPLY WITH ALL APPLICABLE BUILDING CODES AND IT IS IN CONFORMANCE WITH SECTION 905.2 OF THE 2014 FLORIDA RESIDENTIAL BUILDING CODE.  
 SCALE FOR PRINTING ONLY

**A.E.C.S. # 15070**

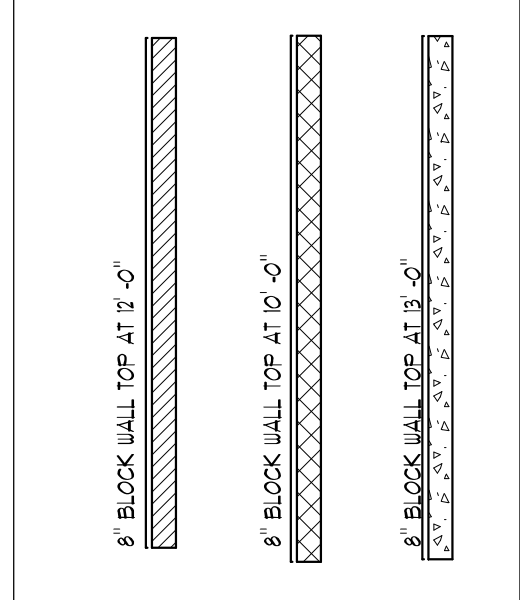
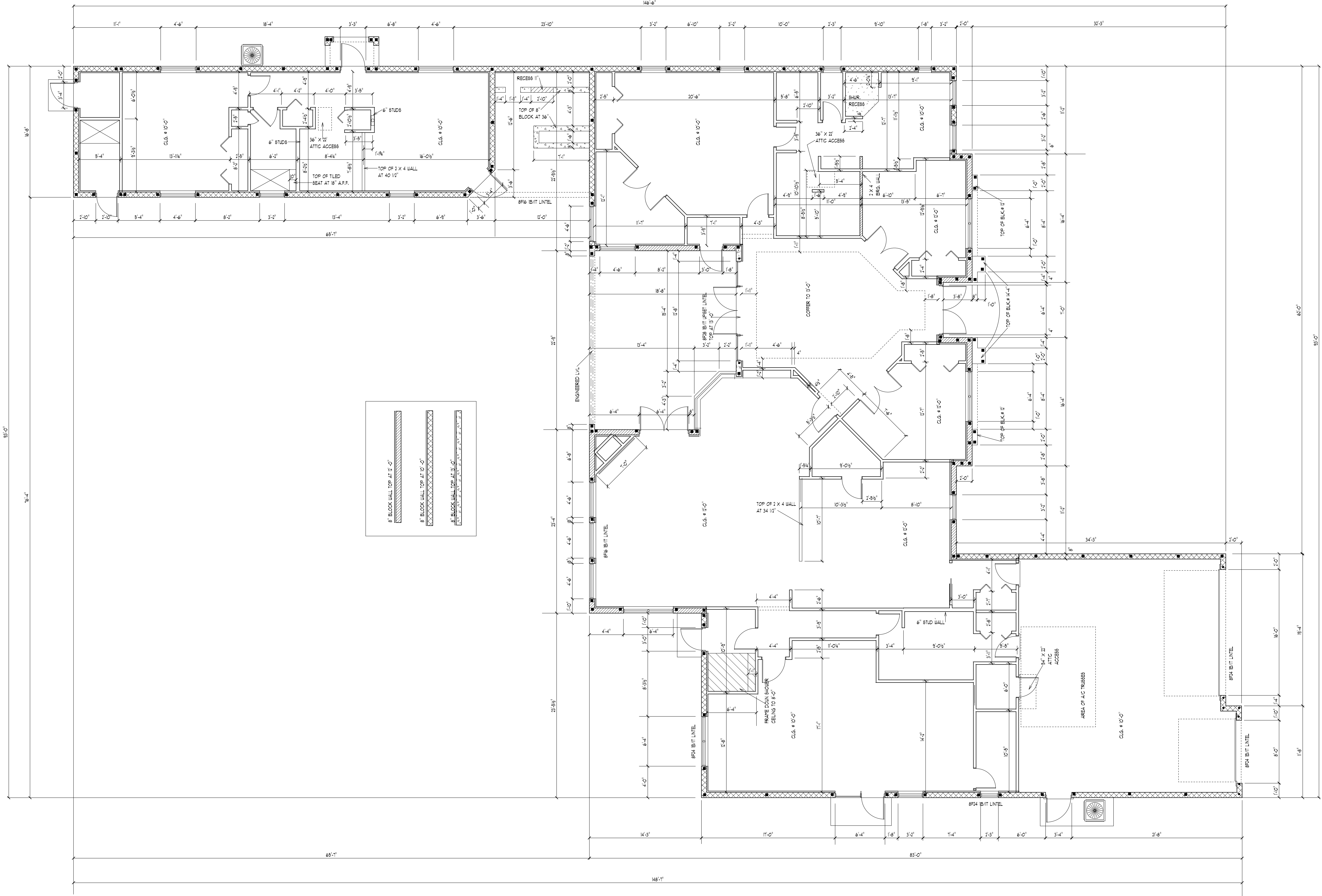
**ALLEN ENGINEERING & CONSTRUCTION SERVICES**  
 RICH ALLEN PROFESSIONAL ENGINEER  
 P.E. # 50924 C.A. # 4542  
 P.O. BOX 351  
 NEW PORT RICHEY, FL. 34656  
 727-842-6100  
 richallenpe@gmail.com



**SQUARE FOOTAGES**

|             |             |
|-------------|-------------|
| MAIN HOUSE  | - 3915 S.F. |
| GUEST SUITE | - 855 S.F.  |
| GARAGE      | - 838 S.F.  |
| LANAIS-     | - 591 S.F.  |
| ENTRY       | - 50 S.F.   |
| TOTAL       | - 6255 S.F. |

| PLAN DATE | DATE      |
|-----------|-----------|
| 4-22-2015 | 7-9-2015  |
| 5-21-2015 | 7-15-2015 |
| 5-28-2015 | 7-23-2015 |
| 6-2-2015  | 9-14-2015 |
| 6-17-2015 | 6-29-2015 |



**DIMENSION PLAN**

SCALE 3/16" = 1'-0"

**3**

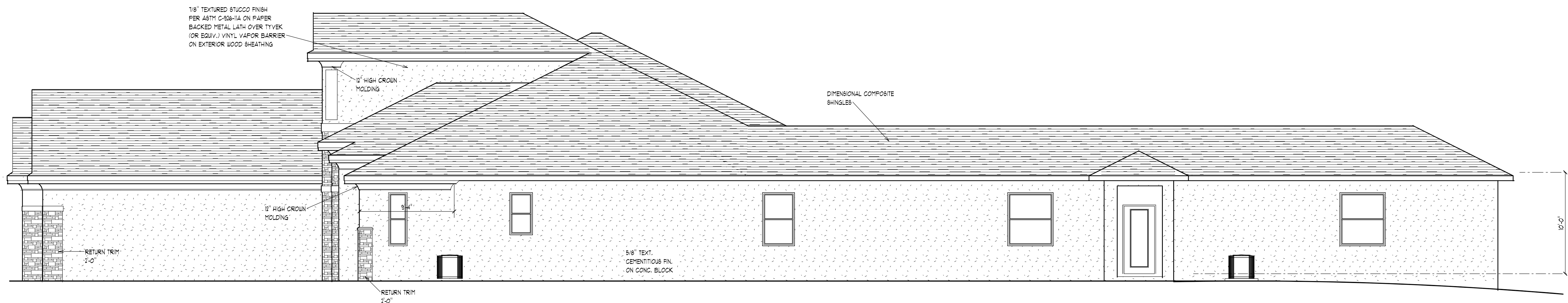
**DEEB FAMILY HOMES, LTD.**  
 9400 RIVER CROSSING BLD.  
 NEW PORT RICHEY, FL. 34655  
 727-376-6831

| PLAN DATE | DATE      |
|-----------|-----------|
| 4-22-2015 | 7-9-2015  |
| 5-21-2015 | 7-15-2015 |
| 5-28-2015 | 7-23-2015 |
| 6-2-2015  | 9-14-2015 |
| 6-17-2015 |           |
| 6-29-2015 |           |

**DEEB RESIDENCE**  
 333 OLD EASTLAKE RD.  
 PINELLAS COUNTY

LIBERTY CERTIFY THAT I HAVE REVIEWED THIS PLAN AND I HEREBY CERTIFY THAT IT IS IN COMPLIANCE WITH SECTION 907 OF THE 2014 FLORIDA RESIDENTIAL BUILDING CODE SEEALED FOR STRUCTURE ONLY  
 6/24/2015  
 RICHARD E. ALLEN, P.E. #44892

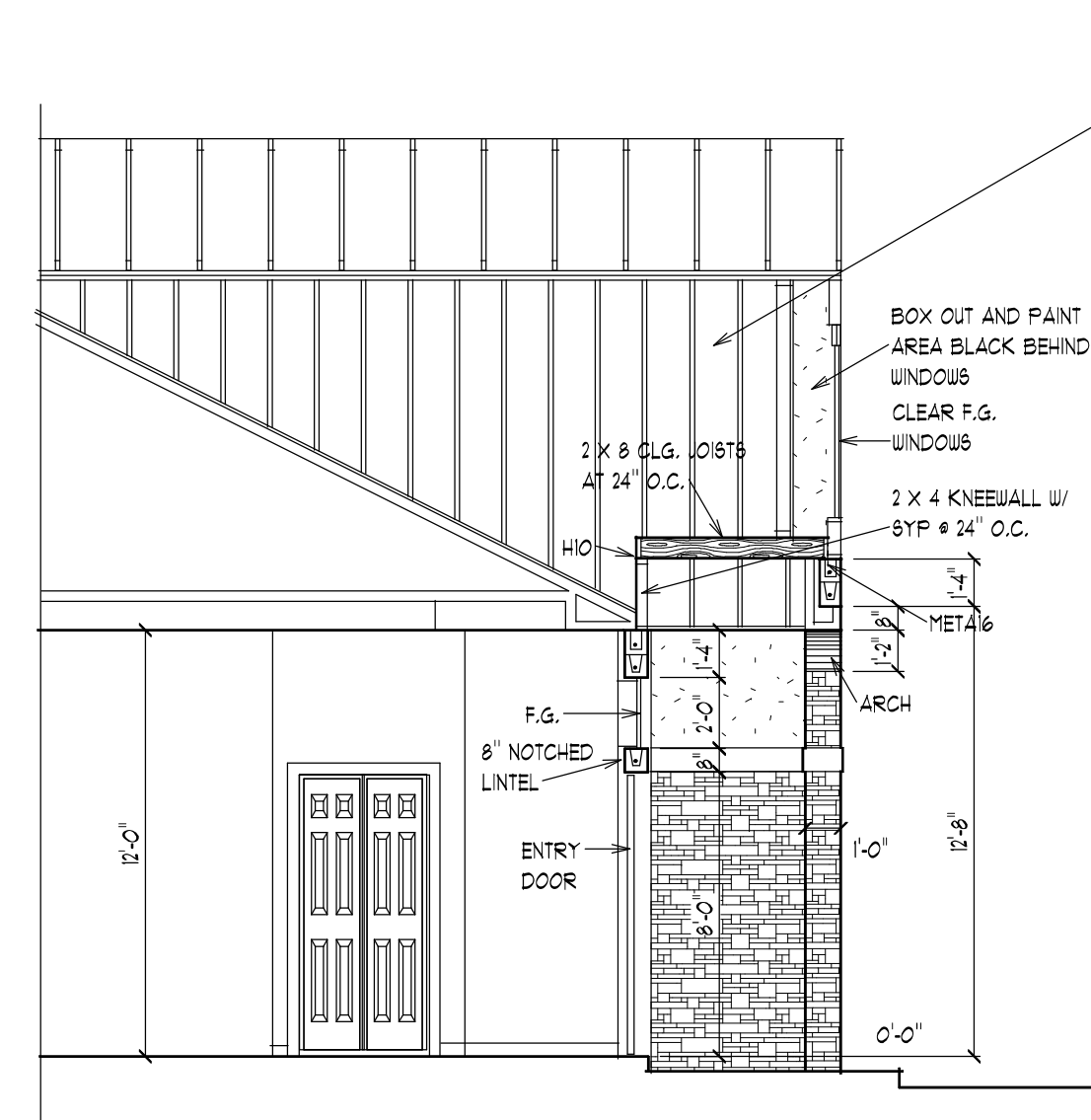
**A.E.C.S. # 15070**  
**ALLEN ENGINEERING & CONSTRUCTION SERVICES**  
 RICH ALLEN PROFESSIONAL ENGINEER  
 P.O. BOX 331  
 NEW PORT RICHEY, FL. 34655  
 727-376-6831  
 richallen@aecsa.com



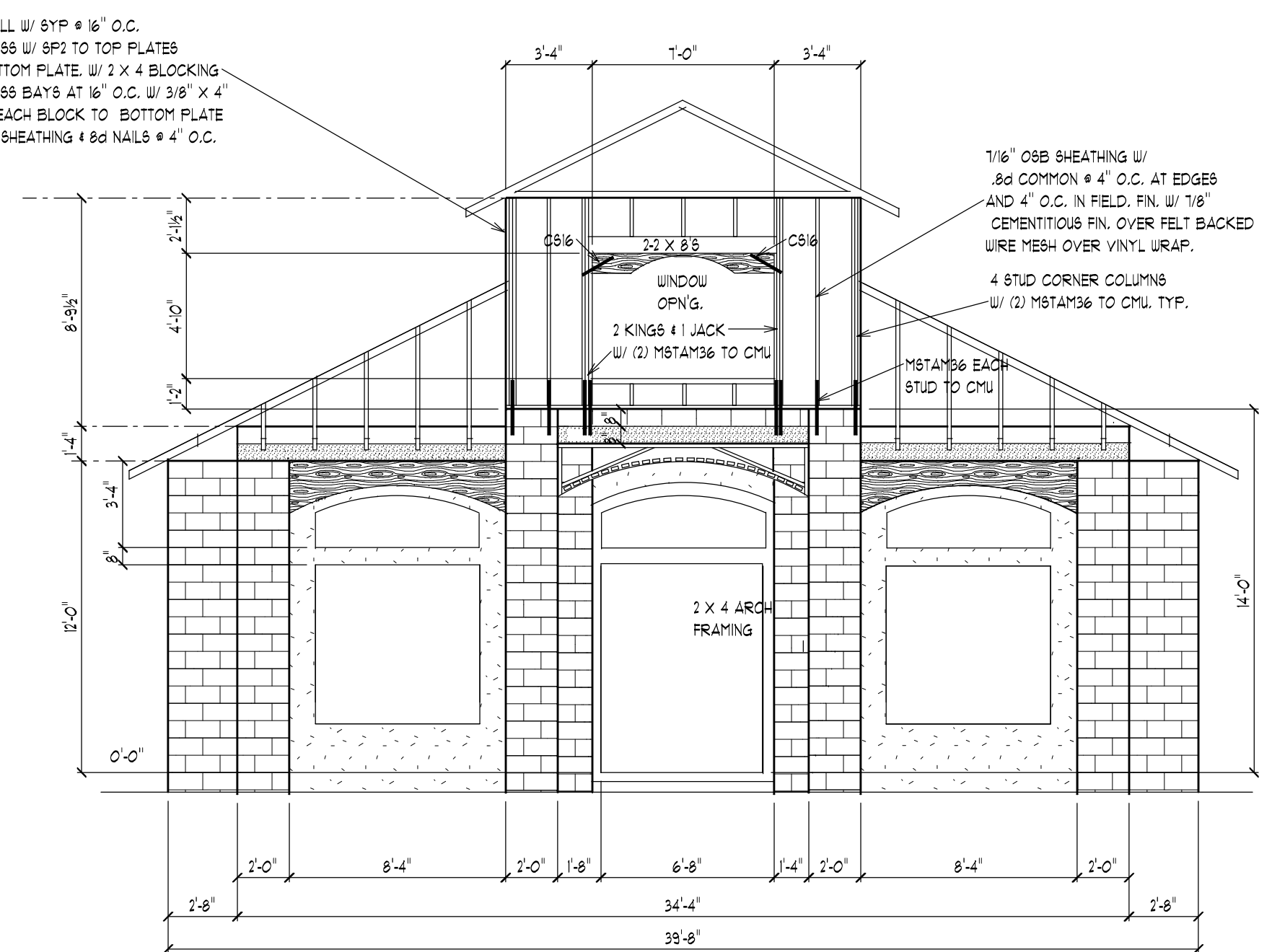
**RIGHT SIDE ELEVATION**

**NAILING SCHEDULE :**  
 6P1- 4 -10d TO PLATE  
 6- 10 TO STUD  
 H10- 8-8d X 1 1/2" TO TRUSS & TOP PLATE  
 H2 - 5-8d  
 METAL6 - 6-16d  
 CS16 - 20-10d  
 HT820 - 20 -10d  
 M5TAM36 -4- 1/4" X 1 3/4" TAPCONS

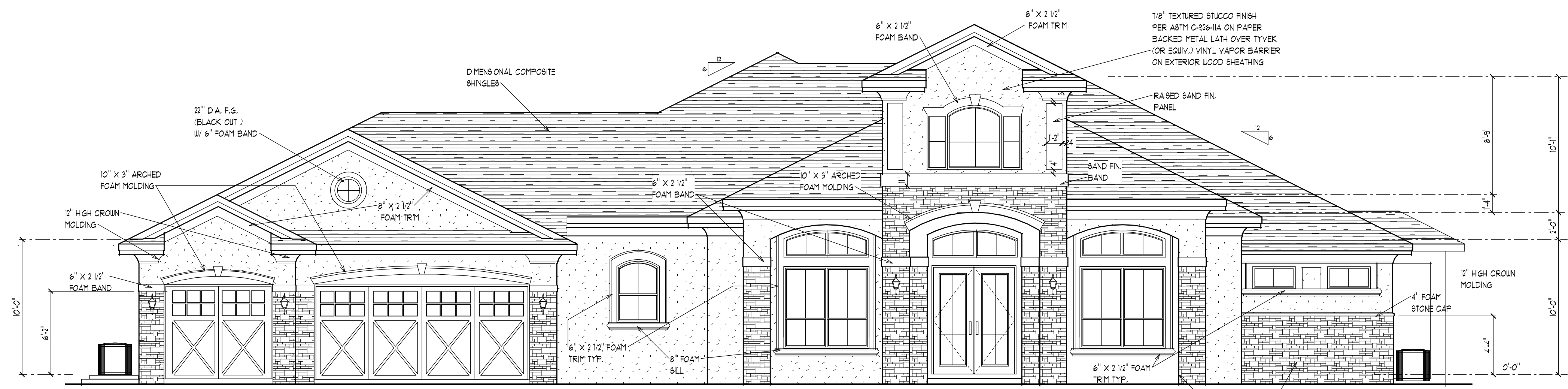
**NOTE: ALL NON STRUCTURAL LUMBER IS TO BE SOUTHERN PINE FIR U.N.O.**



**SECTION THRU ENTRY**



**ENTRY TOWER ELEVATION**



**FRONT ELEVATION**

**A.E.C.S. # 15070**

**ALLEN ENGINEERING & CONSTRUCTION SERVICES**  
 RICH ALLEN, PROFESSIONAL ENGINEER  
 P.E. # 50920 C.A. # 9542  
 P.O. BOX 151  
 NEW PORT RICHEY, FL. 34656  
 727-842-6100  
 richallenpe@gmail.com

**THIS DOCUMENT IS THE PROPERTY OF ALLEN ENGINEERING & CONSTRUCTION SERVICES. IT IS TO BE USED ONLY FOR THE PROJECT AND SITE SPECIFICALLY IDENTIFIED HEREON. IT IS TO BE IN COMPLIANCE WITH REG. 307 OF THE 2014 FLORIDA RESIDENTIAL BUILDING CODE. REPEAL FOR STRUCTURE ONLY. BOUND. RICHARD E. ALLEN P.E. #98920**

**DEEB RESIDENCE**  
 333 OLD EASTLAKE RD.  
 PINELLAS COUNTY

| PLAN DATE | DATE      |
|-----------|-----------|
| 4-22-2015 | 7-9-2015  |
| 5-21-2015 | 7-15-2015 |
| 5-28-2015 | 7-23-2015 |
| 6-2-2015  | 9-14-2015 |
| 6-17-2015 |           |
| 6-29-2015 |           |

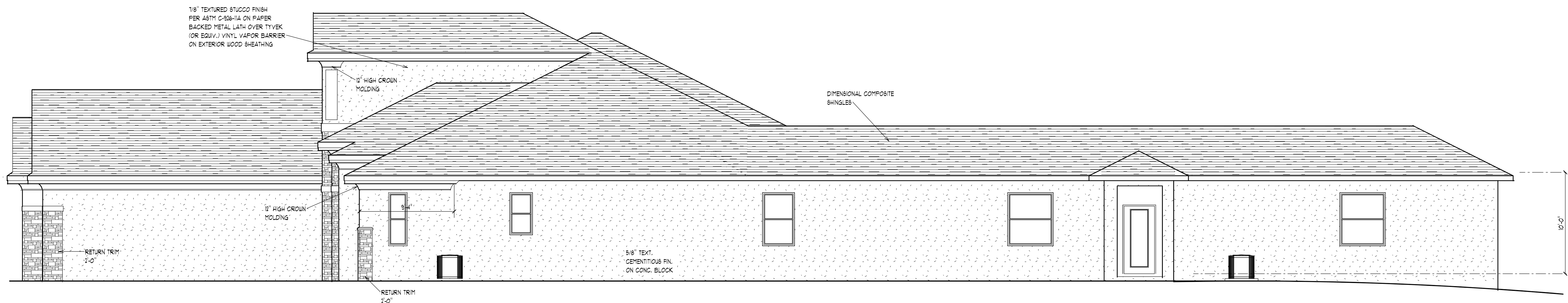
SCALE 3/16" = 1'-0"

**EXTERIOR ELEVATIONS**

**DEEB FAMILY HOMES, LTD.**  
 9400 RIVER CROSSING BLD.  
 NEW PORT RICHEY, FL. 34655  
 727-376-6831

**4**

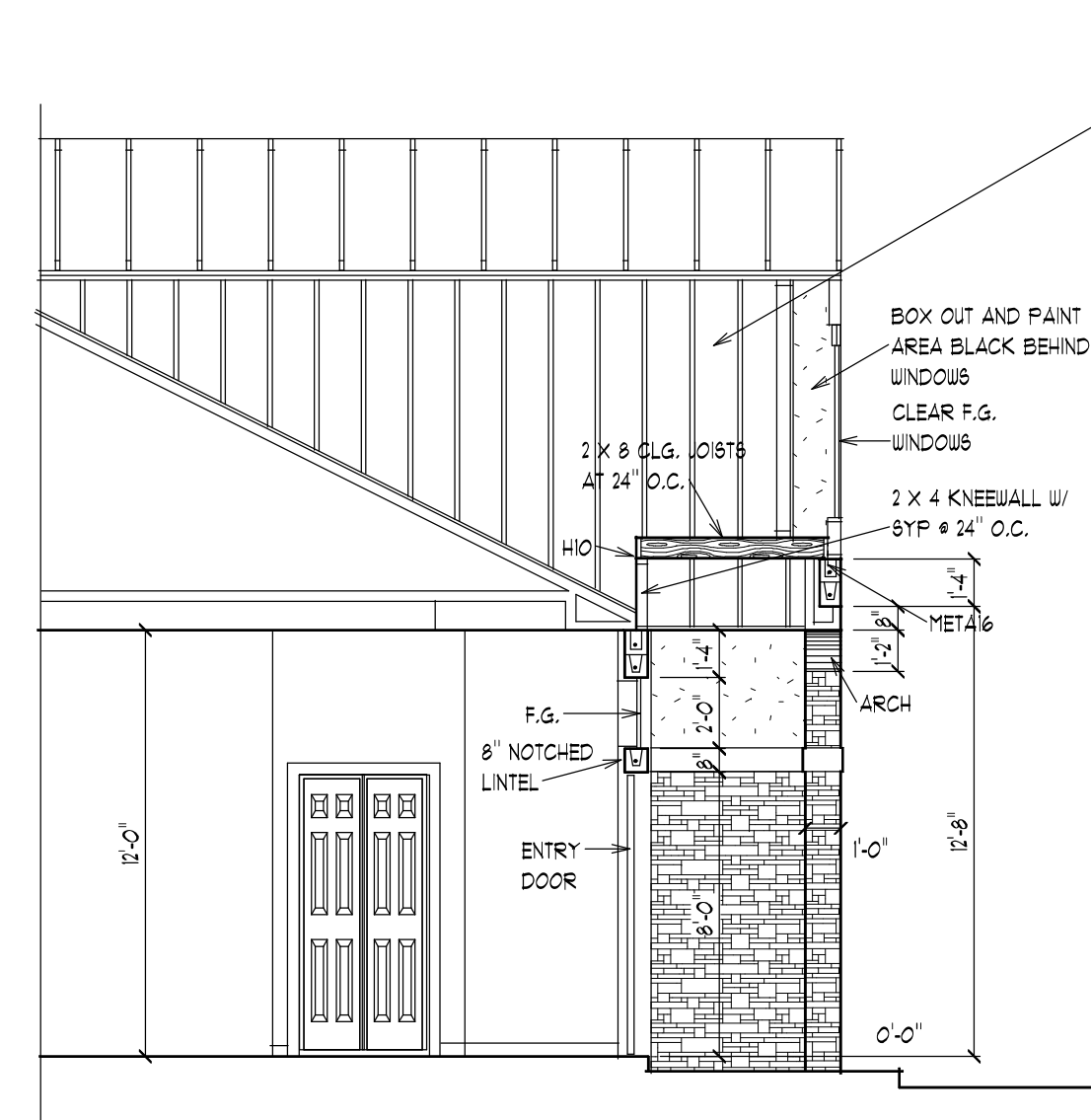




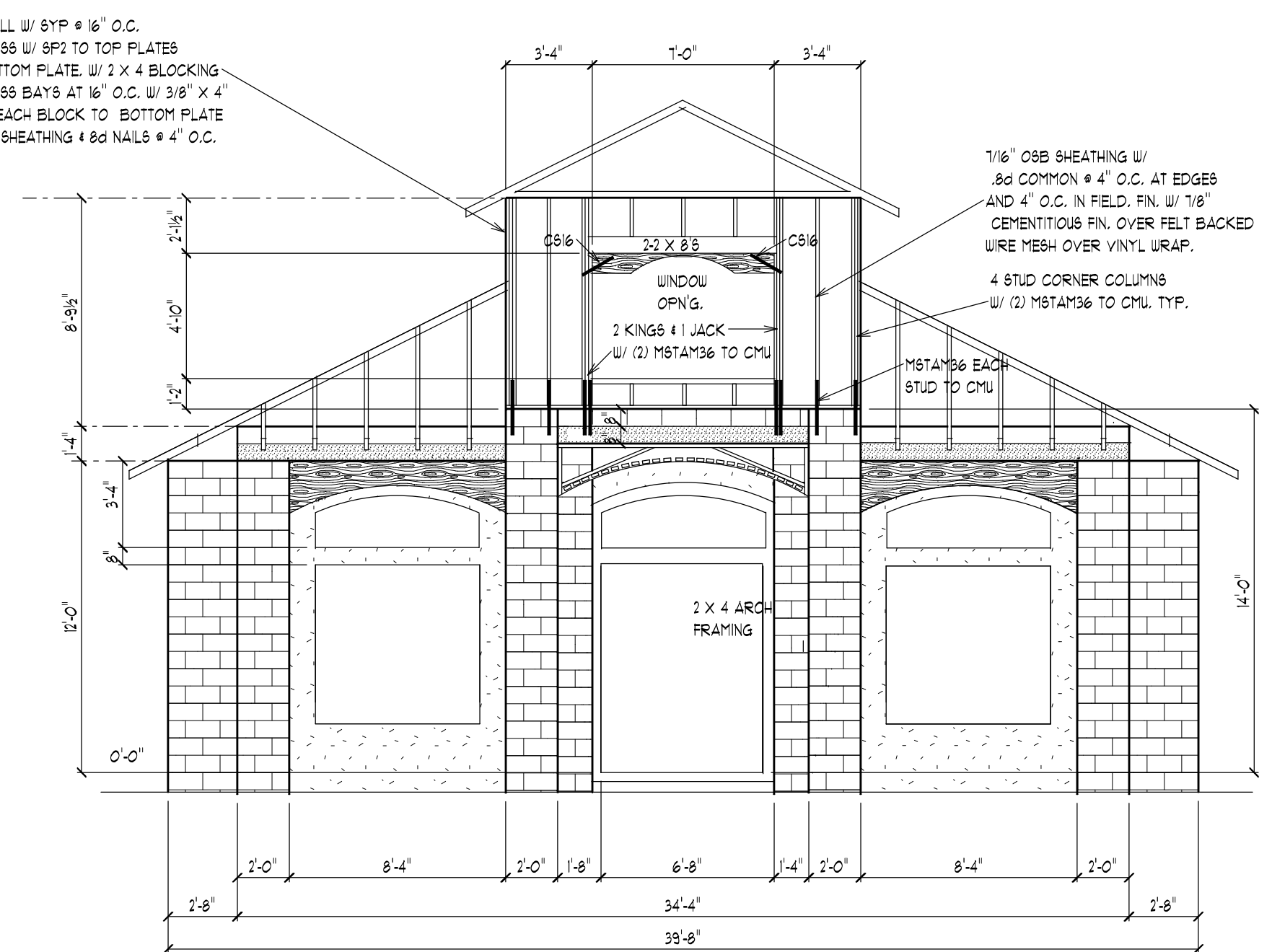
**RIGHT SIDE ELEVATION**

**NAILING SCHEDULE :**  
 6P1- 4 -10d TO PLATE  
 6- 10 TO STUD  
 H10- 8-8d X 1 1/2" TO TRUSS & TOP PLATE  
 H2 - 5-8d  
 METAL6 - 6-16d  
 CS16 - 20-10d  
 HT820 - 20 -10d  
 M5TAM36 -4- 1/4" X 1 3/4" TAPCONS

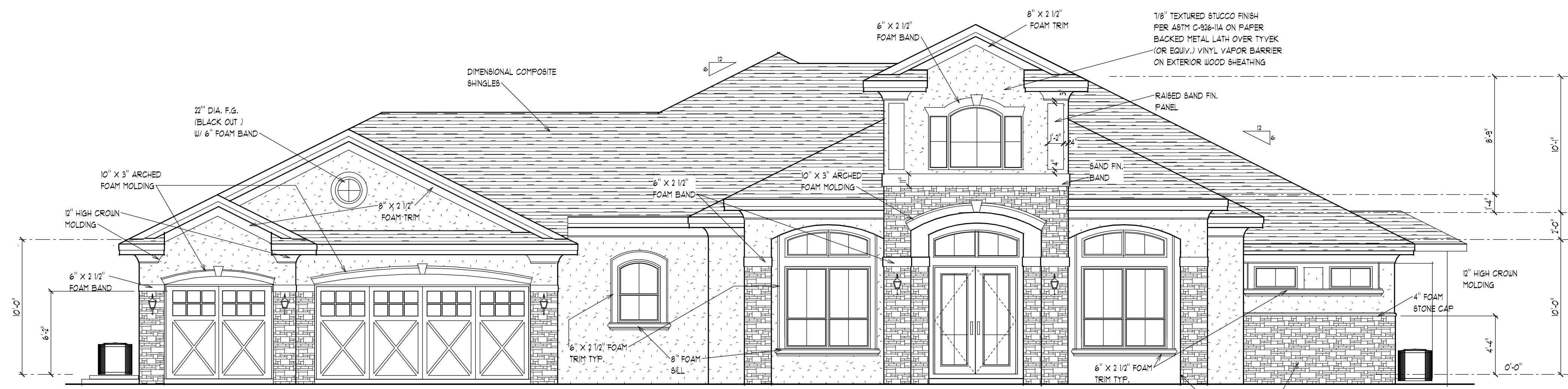
**NOTE: ALL NON STRUCTURAL LUMBER IS TO BE SOUTHERN PINE FIR U.N.O.**



**SECTION THRU ENTRY**



**ENTRY TOWER ELEVATION**



**FRONT ELEVATION**

**A.E.C.S. # 15070**

**ALLEN ENGINEERING & CONSTRUCTION SERVICES**  
 RICH ALLEN, PROFESSIONAL ENGINEER  
 P.E. # 50920 C.A. # 9542  
 P.O. BOX 151  
 NEW PORT RICHEY, FL. 34656  
 727-842-6100  
 richallenpe@gmail.com

**THIS DOCUMENT IS THE PROPERTY OF ALLEN ENGINEERING & CONSTRUCTION SERVICES. IT IS TO BE USED ONLY FOR THE PROJECT AND SITE SPECIFICALLY IDENTIFIED HEREIN. IT IS TO BE IN COMPLIANCE WITH REG. 307 OF THE 2014 FLORIDA RESIDENTIAL BUILDING CODE. REPEAL FOR STRUCTURE ONLY.**  
 BOUND  
 RICHARD E. ALLEN P.E. #98920

**DEEB RESIDENCE**  
 333 OLD EASTLAKE RD.  
 PINELLAS COUNTY

**DEEB FAMILY HOMES, LTD.**  
 9400 RIVER CROSSING BLD.  
 NEW PORT RICHEY, FL. 34655  
 727-376-6831

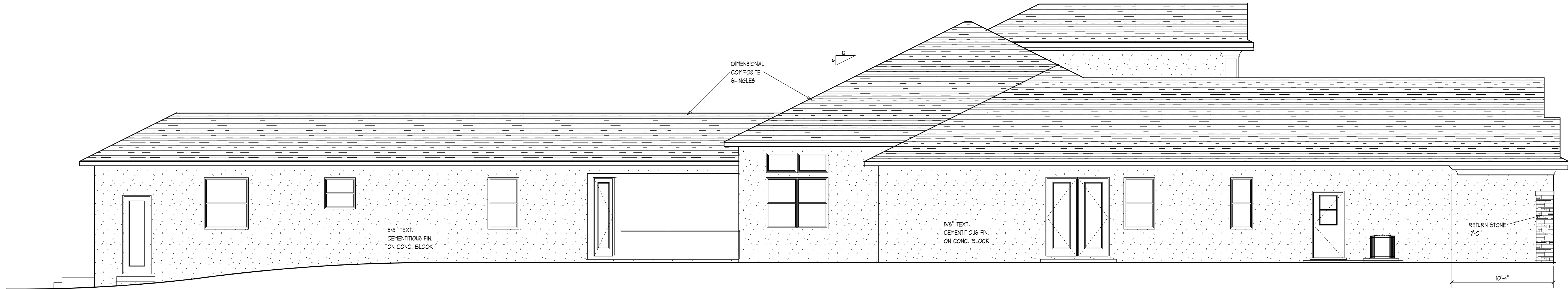
| PLAN DATE | DATE      |
|-----------|-----------|
| 4-22-2015 | 7-9-2015  |
| 5-21-2015 | 7-15-2015 |
| 5-28-2015 | 7-23-2015 |
| 6-2-2015  | 9-14-2015 |
| 6-17-2015 |           |
| 6-29-2015 |           |

SCALE 3/16" = 1'-0"

**EXTERIOR ELEVATIONS**

**DEEB FAMILY HOMES, LTD.**  
 9400 RIVER CROSSING BLD.  
 NEW PORT RICHEY, FL. 34655  
 727-376-6831

**4**



LEFT SIDE ELEVATION



REAR ELEVATION

A.E.C.S. # 15070


DEEB RESIDENCE  
333 OLD EASTLAKE RD.  
PINELLAS COUNTY

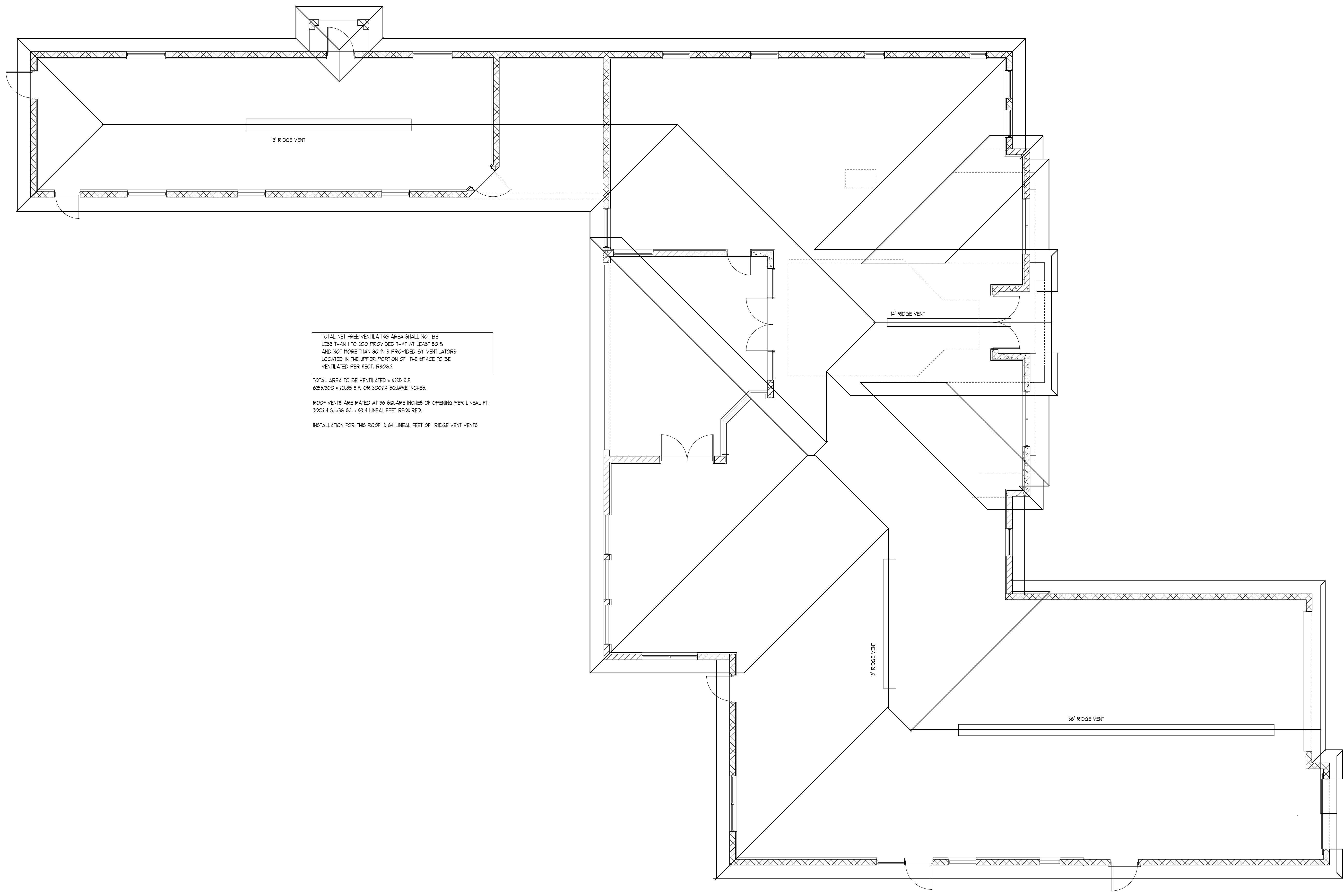
| PLAN DATE | PLAN DATE |
|-----------|-----------|
| 4-22-2015 | 7-9-2015  |
| 5-21-2015 | 7-15-2015 |
| 5-28-2015 | 7-23-2015 |
| 6-2-2015  | 9-14-2015 |
| 6-17-2015 |           |
| 6-29-2015 |           |

SCALE 1/8" = 1'-0"

EXTERIOR ELEVATIONS

DEEB FAMILY  
HOMES, LTD.  
9400 RIVER CROSSING BLD.  
NEW PORT RICHEY, FL. 34655  
727-376-6831





TOTAL NET FREE VENTILATING AREA SHALL NOT BE LESS THAN 1 TO 300 PROVIDED THAT AT LEAST 30 % AND NOT MORE THAN 80 % IS PROVIDED BY VENTILATORS LOCATED IN THE UPPER PORTION OF THE SPACE TO BE VENTILATED PER SECT. R802.2

TOTAL AREA TO BE VENTILATED = 6295 S.F.  
 6295/300 = 20.98 S.F. OR 3002.4 SQUARE INCHES.

ROOF VENTS ARE RATED AT 36 SQUARE INCHES OF OPENING PER LINEAL FT.  
 3002.4 S.F./36 S.I. = 83.4 LINEAL FEET REQUIRED.

INSTALLATION FOR THIS ROOF IS 84 LINEAL FEET OF RIDGE VENT VENTS

**ROOF PLAN**


SCALE 3/16" = 1' 0"

A.E.C.S. # 15070

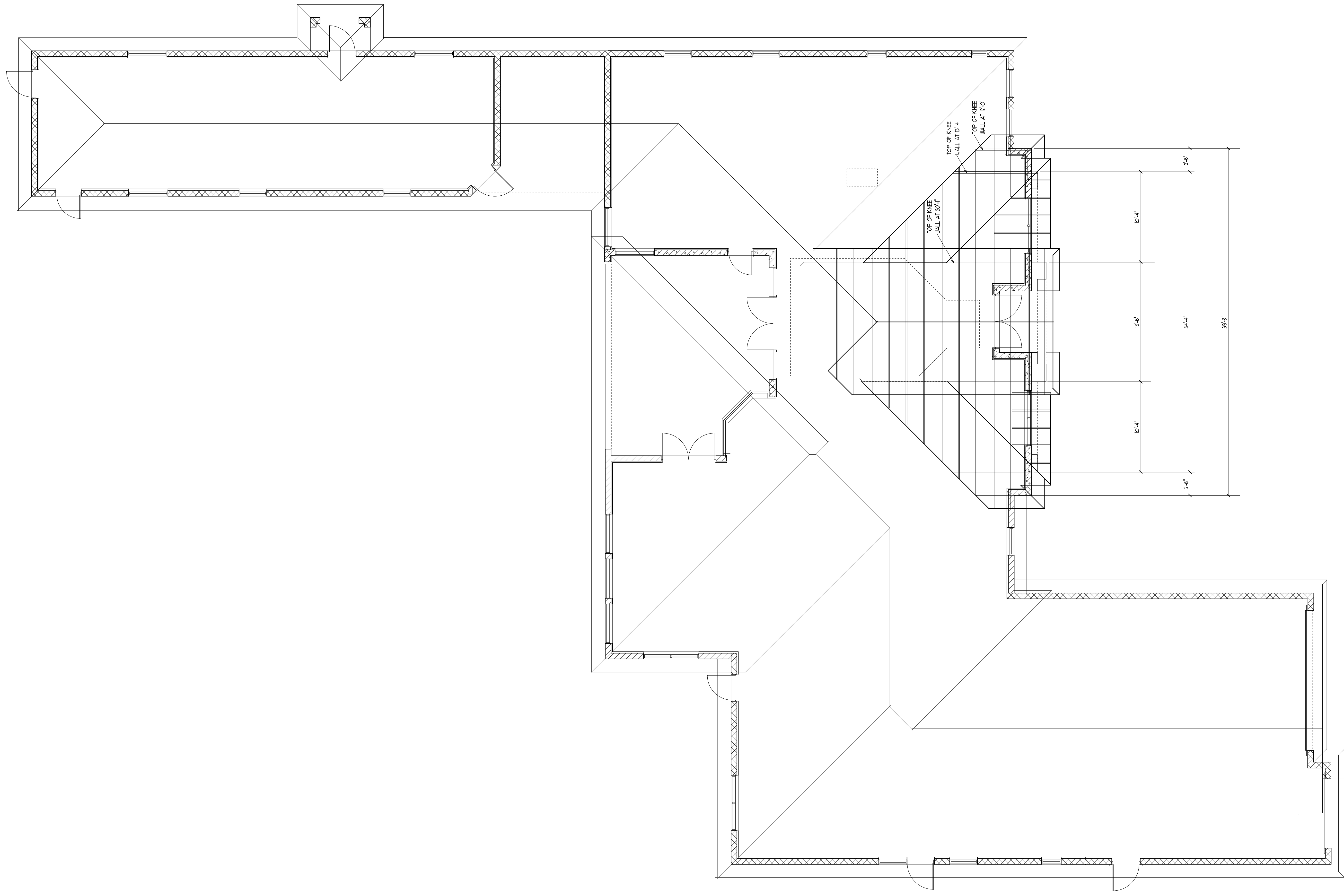
DEEB FAMILY  
 HOMES, LTD.  
 9400 RIVER CROSSING BLD.  
 NEW PORT RICHEY, FL. 34655  
 727-376-6831

| PLAN DATE | PLAN DATE |
|-----------|-----------|
| 4-22-2015 | 7-9-2015  |
| 5-21-2015 | 7-15-2015 |
| 5-28-2015 | 7-23-2015 |
| 6-2-2015  | 9-14-2015 |
| 6-17-2015 | 6-29-2015 |

DEEB RESIDENCE  
 333 OLD EASTLAKE RD.  
 PINELLAS COUNTY







**ENTRY TOWER TRUSS PLAN**

SCALE 3/16" = 1' 0"

**6B**

DEEB FAMILY  
HOMES, LTD.  
9400 RIVER CROSSING BLD.  
NEW PORT RICHEY, FL. 34655  
727-376-6831

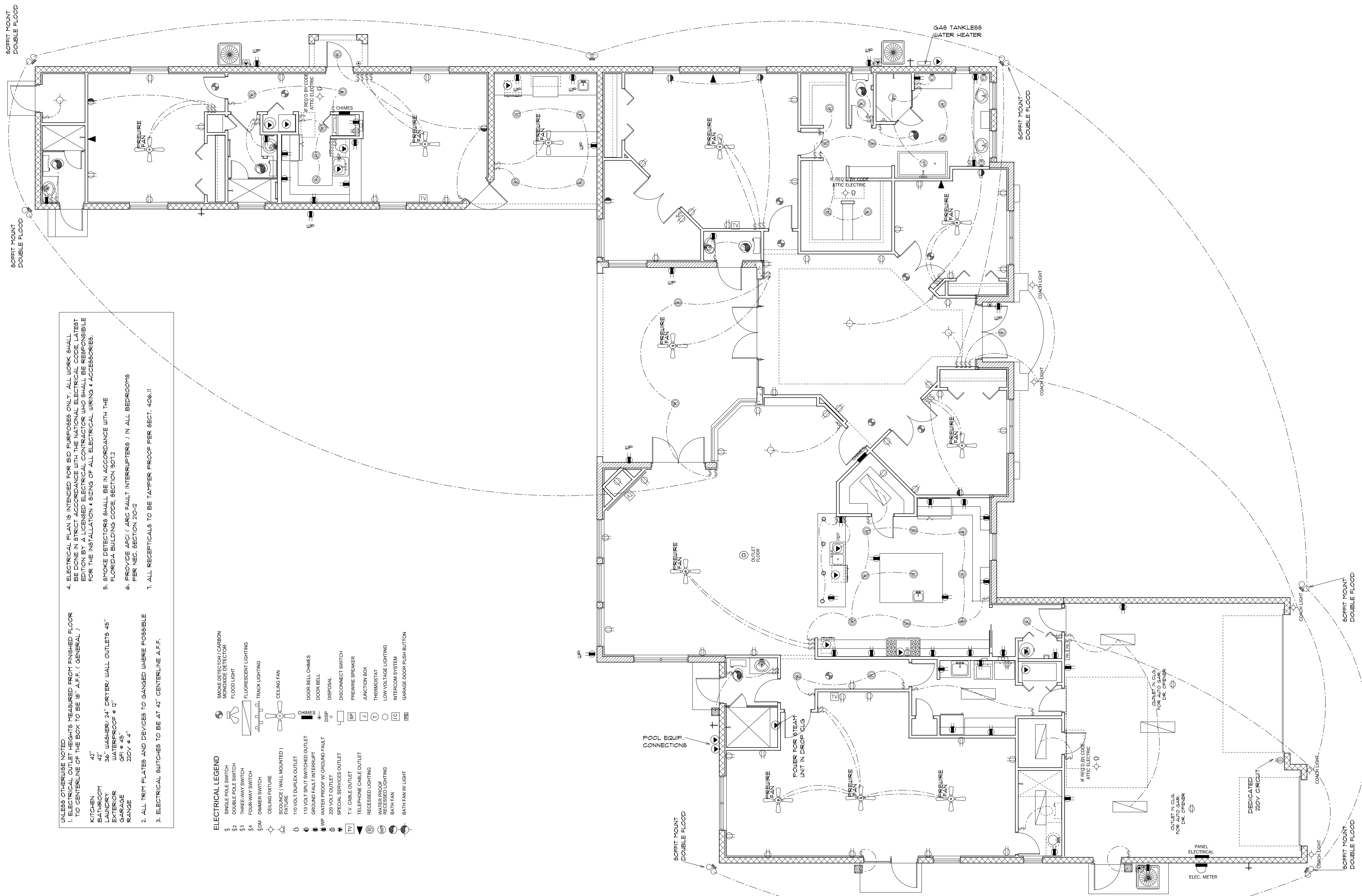
| PLAN DATE | PLAN DATE |
|-----------|-----------|
| 4-22-2015 | 7-9-2015  |
| 5-21-2015 | 7-15-2015 |
| 5-28-2015 | 7-23-2015 |
| 6-2-2015  | 9-14-2015 |
| 6-17-2015 |           |
| 6-29-2015 |           |

DEEB RESIDENCE  
333 OLD EASTLAKE RD.  
PINELLAS COUNTY

REVISIONS:  
1. SEE REVISIONS ATTACHED FOR  
TO CORRECT PER 45 PER ULTRATE  
WIND LOADS AND IT IS IN COMPLIANCE  
WITH SECT. 301 OF THE 2014 FLORIDA  
RESIDENTIAL BUILDING CODE  
SEALED FOR STRUCTURE ONLY  
DRAWN:  
RICHARD E. ALLEN, P.E. #48820

ALLEN ENGINEERING &  
CONSTRUCTION SERVICES  
RICH ALLEN PROFESSIONAL ENGINEER  
P.E. # 48920 C.A. # 9542  
P.O. BOX 331  
NEW PORT RICHEY, FL. 34656  
727-842-6100  
richallenpe@gmail.com

A.E.C.S. # 15070



UNLESS OTHERWISE NOTED, ALL DIMENSIONS MEASURED FROM FINISHED FLOOR TO CENTERLINE OF THE BOX TO BE 18" A.F.F. (GENERAL)

4. ELECTRICAL PLAN IS INTENDED FOR BID PURPOSES ONLY. ALL WORK SHALL BE DONE IN STRICT ACCORDANCE WITH THE NATIONAL ELECTRICAL CODE LATEST EDITION BY A LICENSED ELECTRICAL CONTRACTOR WHO SHALL BE RESPONSIBLE FOR THE INSTALLATION & SIZING OF ALL ELECTRICAL WIRING & ACCESSORIES.

5. SMOKE DETECTORS SHALL BE IN ACCORDANCE WITH THE FLORIDA BUILDING CODE, SECTION 907.2

6. PROVIDE AFCI (ARC FAULT INTERRUPTERS) IN ALL BEDROOMS PER NEC. SECTION 210-12

7. ALL RECEPTICALS TO BE TAMPER PROOF PER SECT. 406.11

1. ALL TRIM PLATES AND DEVICES TO GANGED WHERE POSSIBLE

2. ELECTRICAL SWITCHES TO BE AT 42" CENTERLINE A.F.F.

- ELECTRICAL LEGEND**
- 1 SINGLE POLE SWITCH
  - 2 DOUBLE POLE SWITCH
  - 3 THREE WAY SWITCH
  - 4 FOUR WAY SWITCH
  - 5 DM DIMMER SWITCH
  - 6 CEILING FIXTURE
  - 7 SOUNDCUE (WALL MOUNTED)
  - 8 110-VOLT DUPLEX OUTLET
  - 9 110-VOLT SWITCHED OUTLET
  - 10 GROUND FAULT INTERRUPT
  - 11 WP WATER PROOF W/ GROUND FAULT
  - 12 220VOLT OUTLET
  - 13 SPECIAL SERVICES OUTLET
  - 14 TV CABLE OUTLET
  - 15 TELEPHONE CABLE OUTLET
  - 16 RECESSED LIGHTING
  - 17 WATER PROOF RECESSED LIGHTING
  - 18 BATH FAN
  - 19 BATH FAN W/ LIGHT
  - 20 SMOKE DETECTOR
  - 21 FLOOD LIGHT
  - 22 FLUORESCENT LIGHTING
  - 23 TRACK LIGHTING
  - 24 CEILING FAN
  - 25 DOOR BELL CHIMES
  - 26 DOOR BELL
  - 27 DISPOSAL
  - 28 DISCONNECT SWITCH
  - 29 PREWIRE SPEAKER
  - 30 JUNCTION BOX
  - 31 THERMOSTAT
  - 32 LOW VOLTAGE LIGHTING
  - 33 INTERCOM SYSTEM
  - 34 GARAGE DOOR PUSH BUTTON

ELECTRICAL PLAN

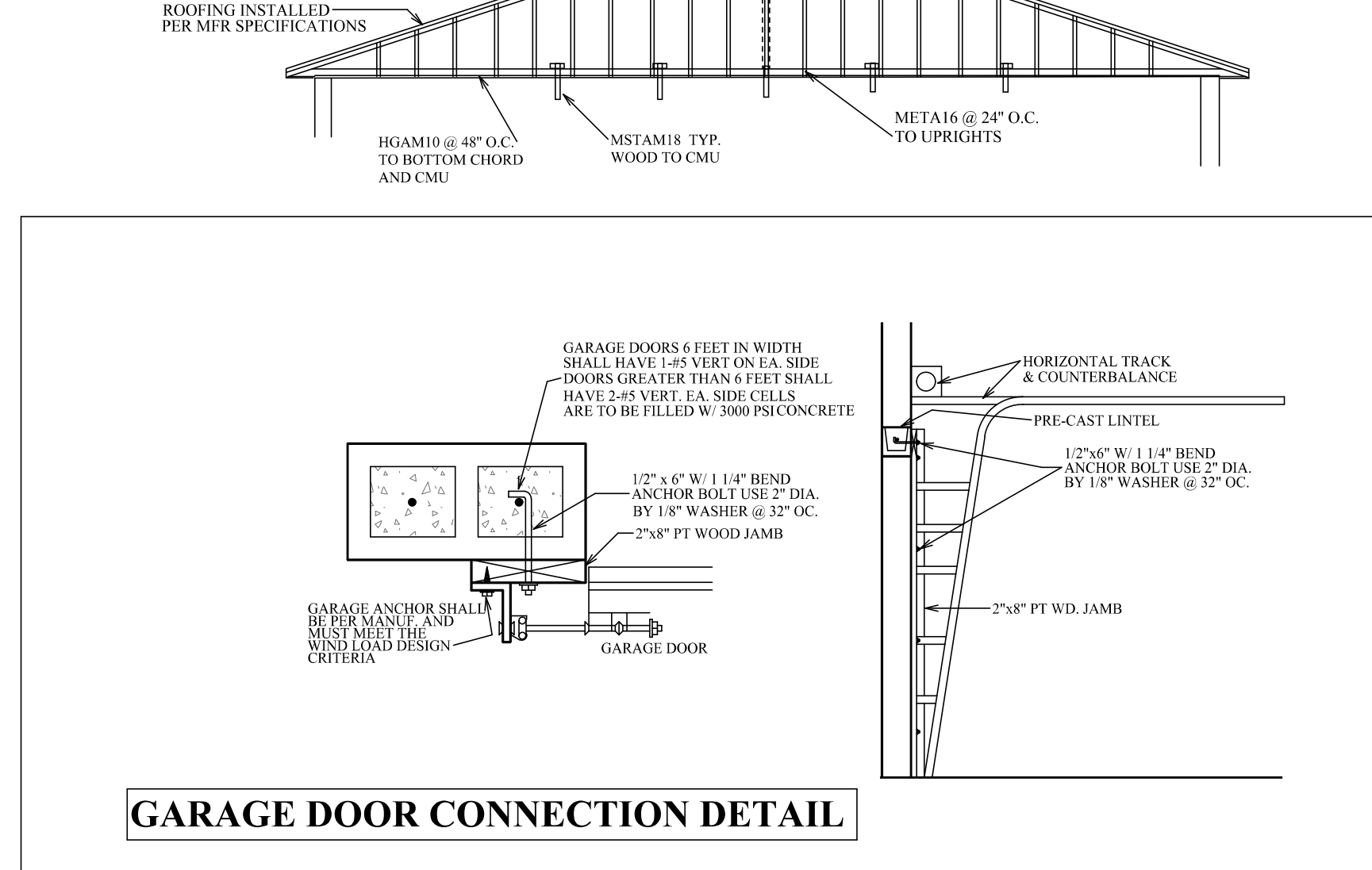
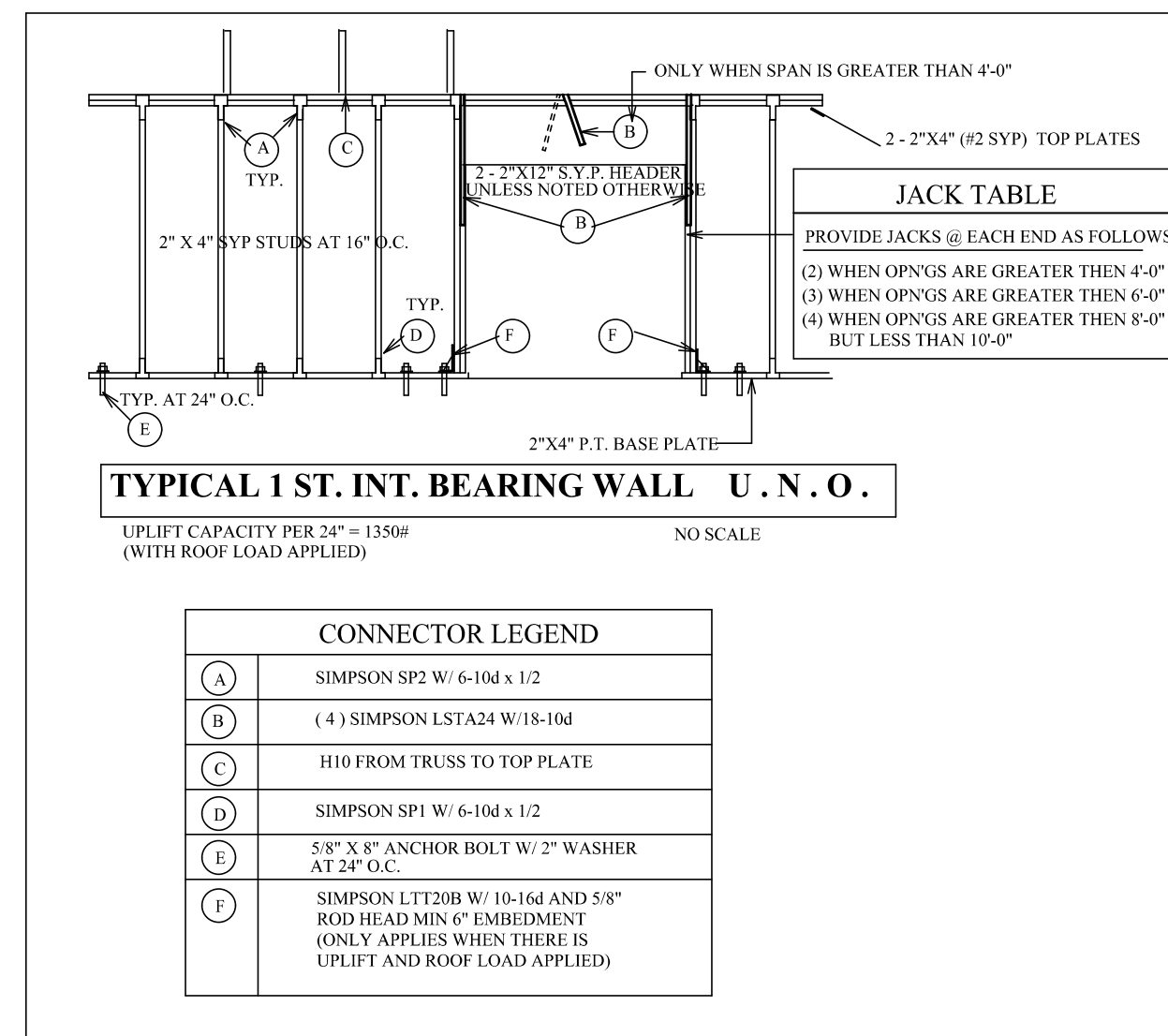
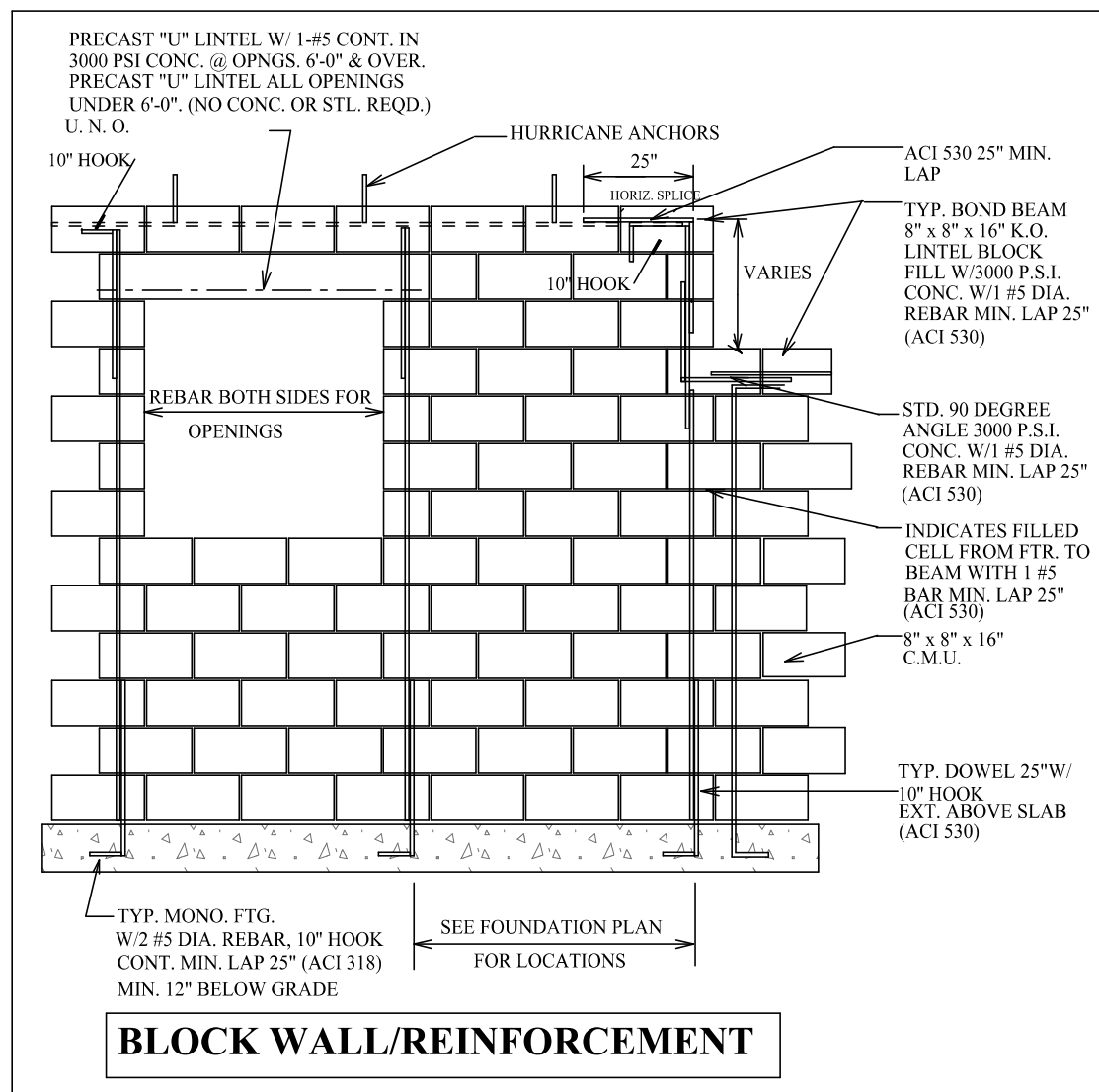
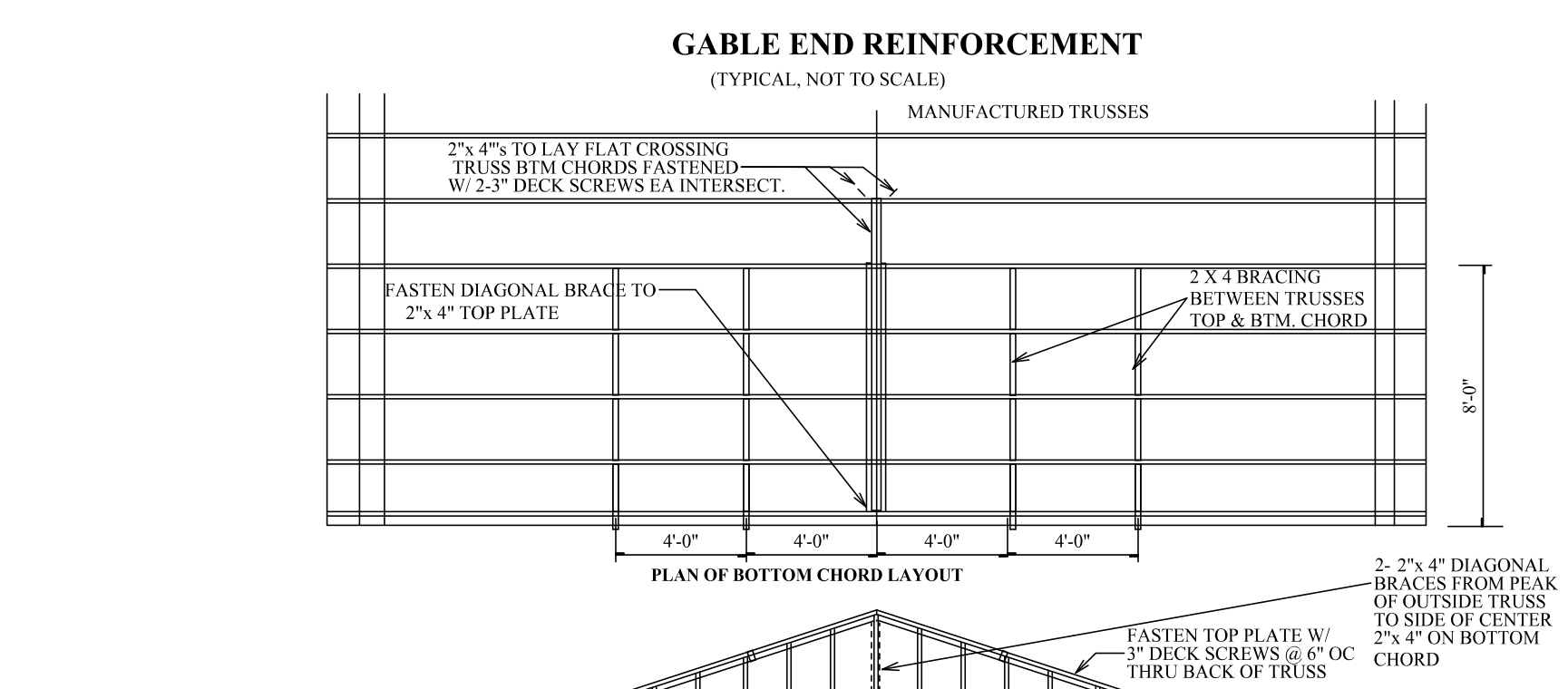
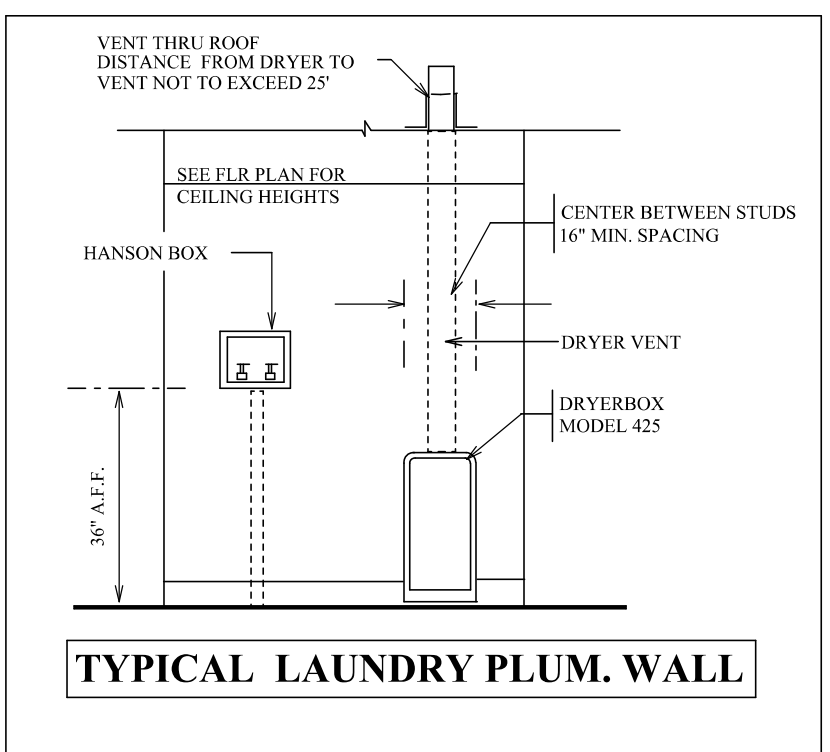
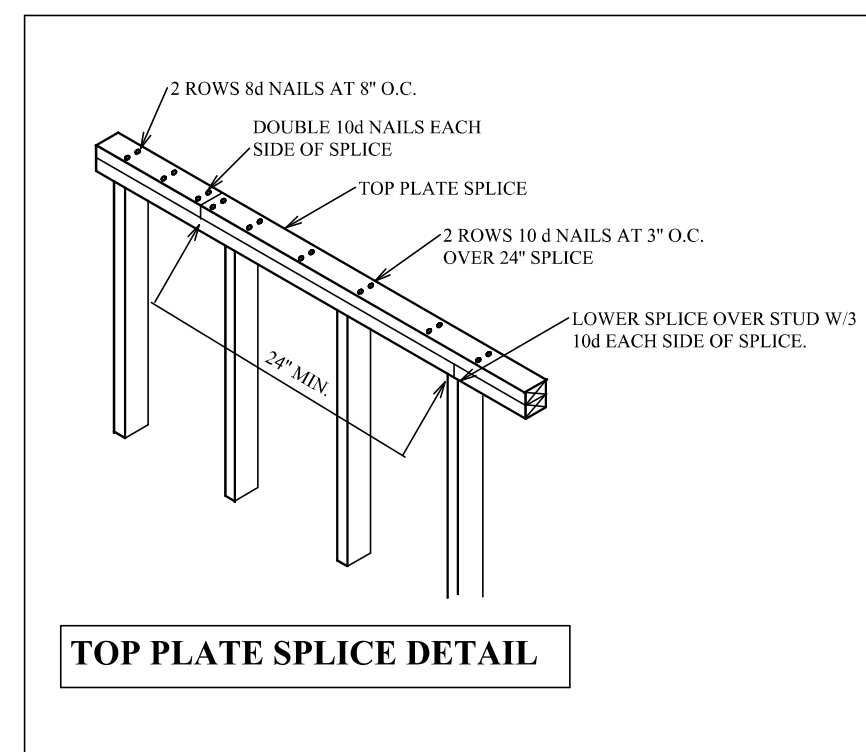
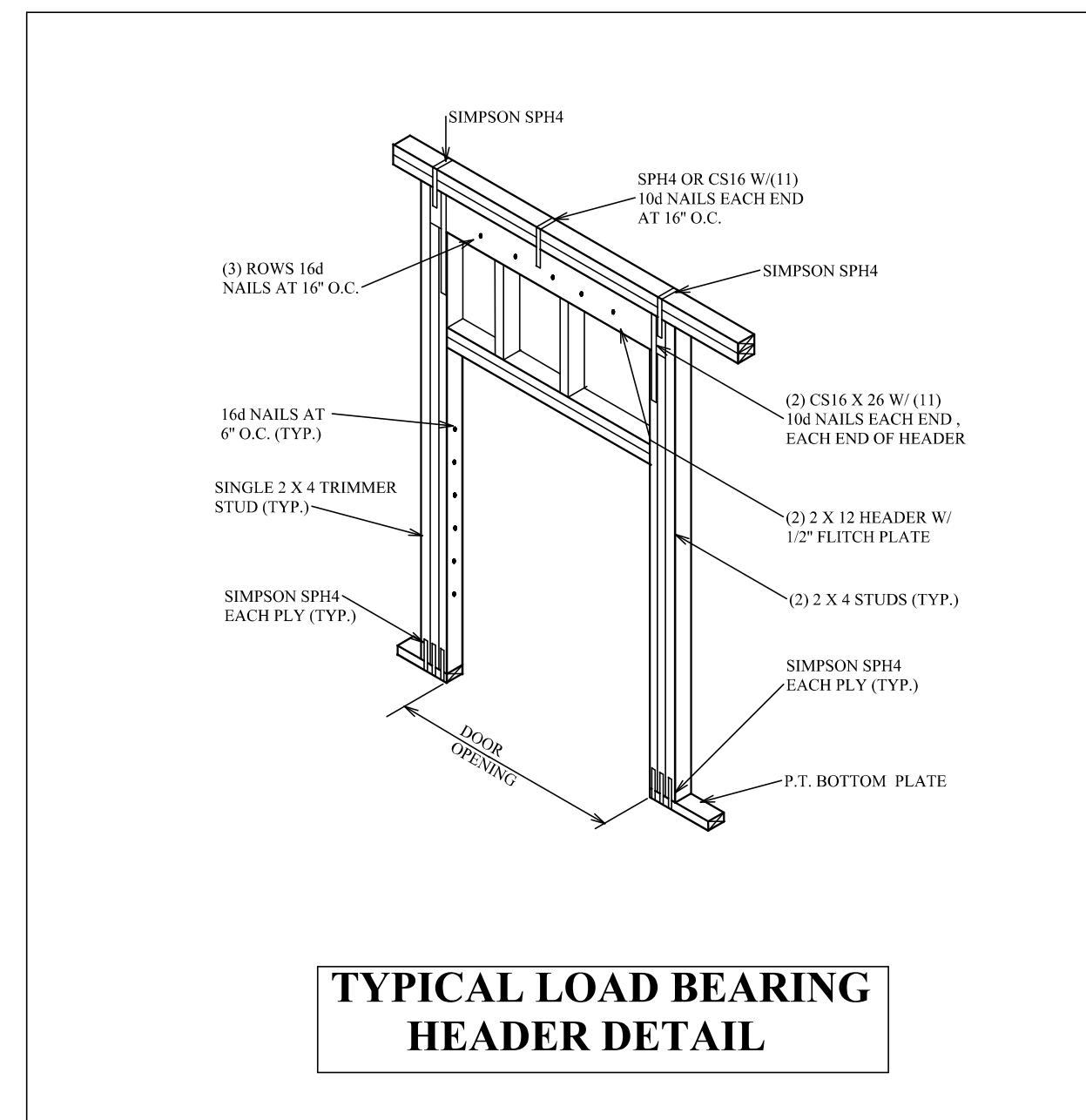
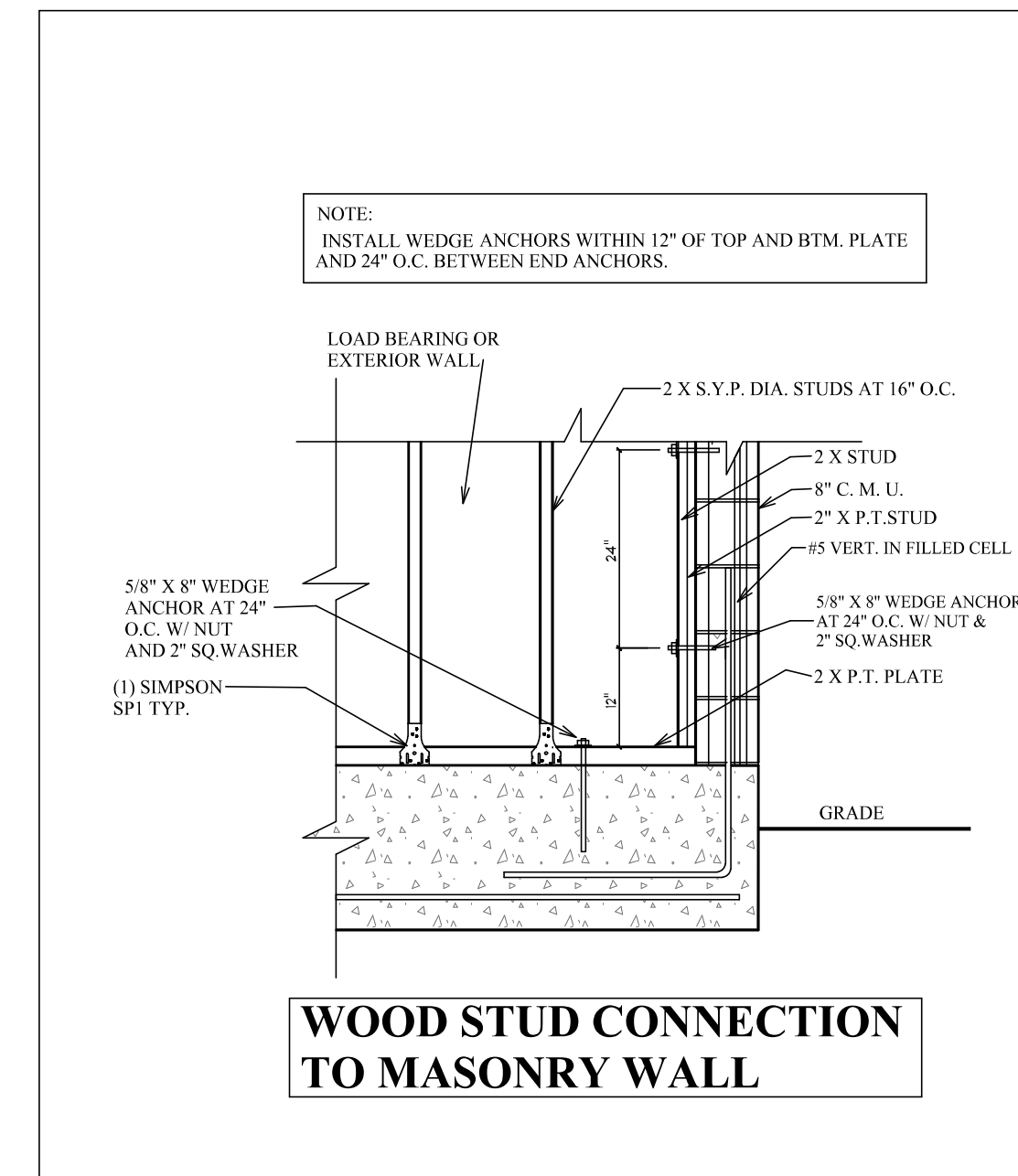
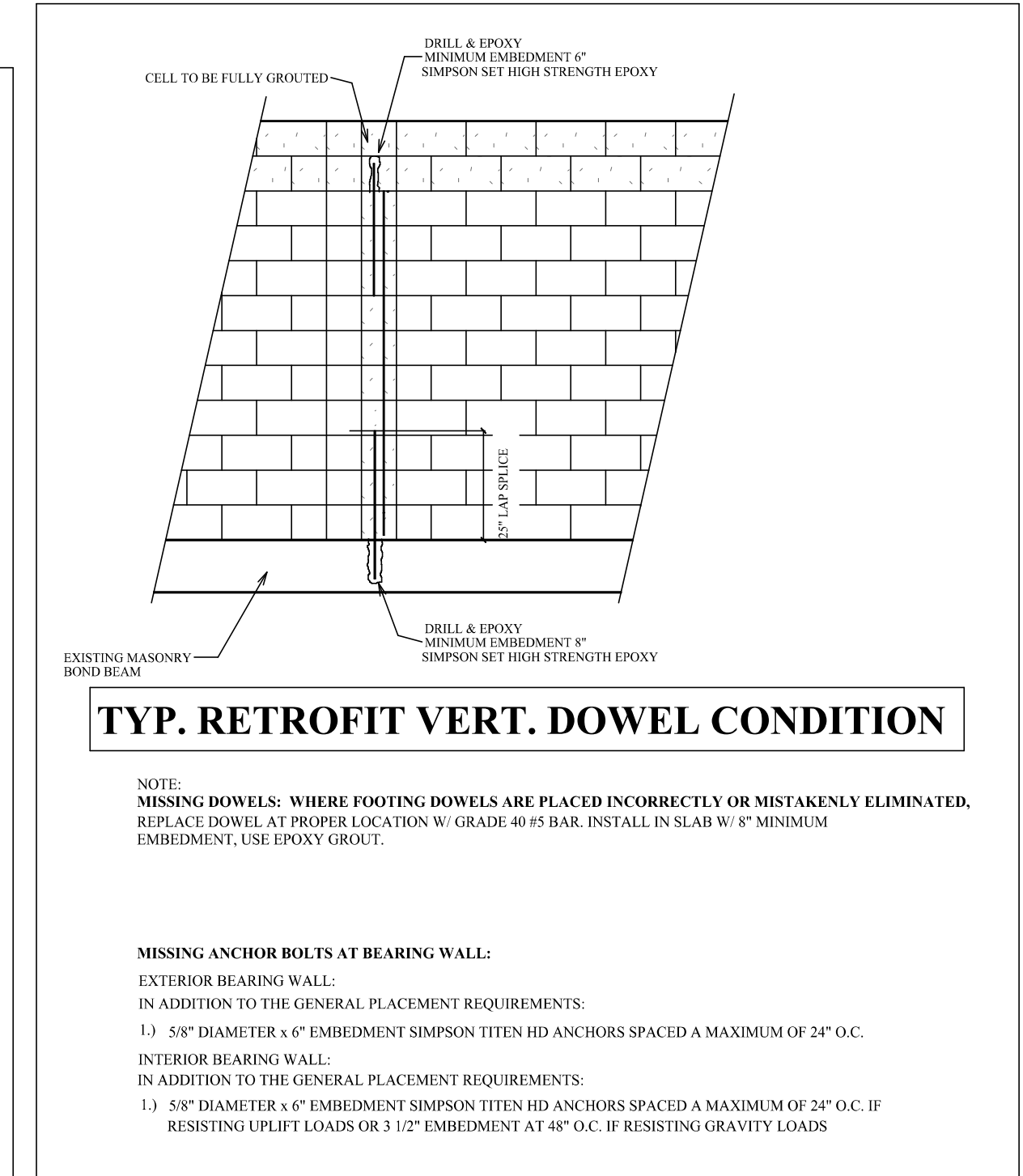
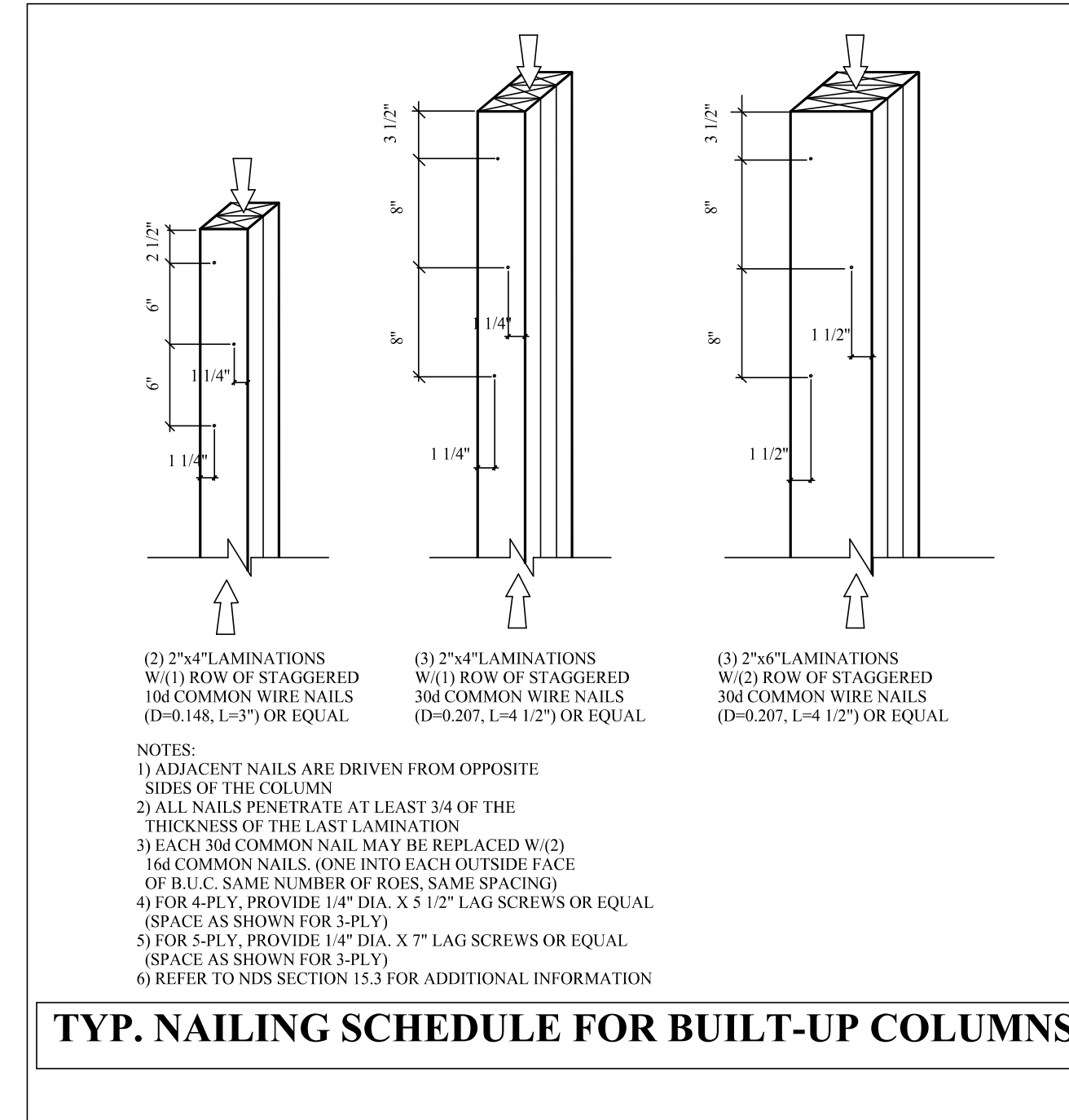
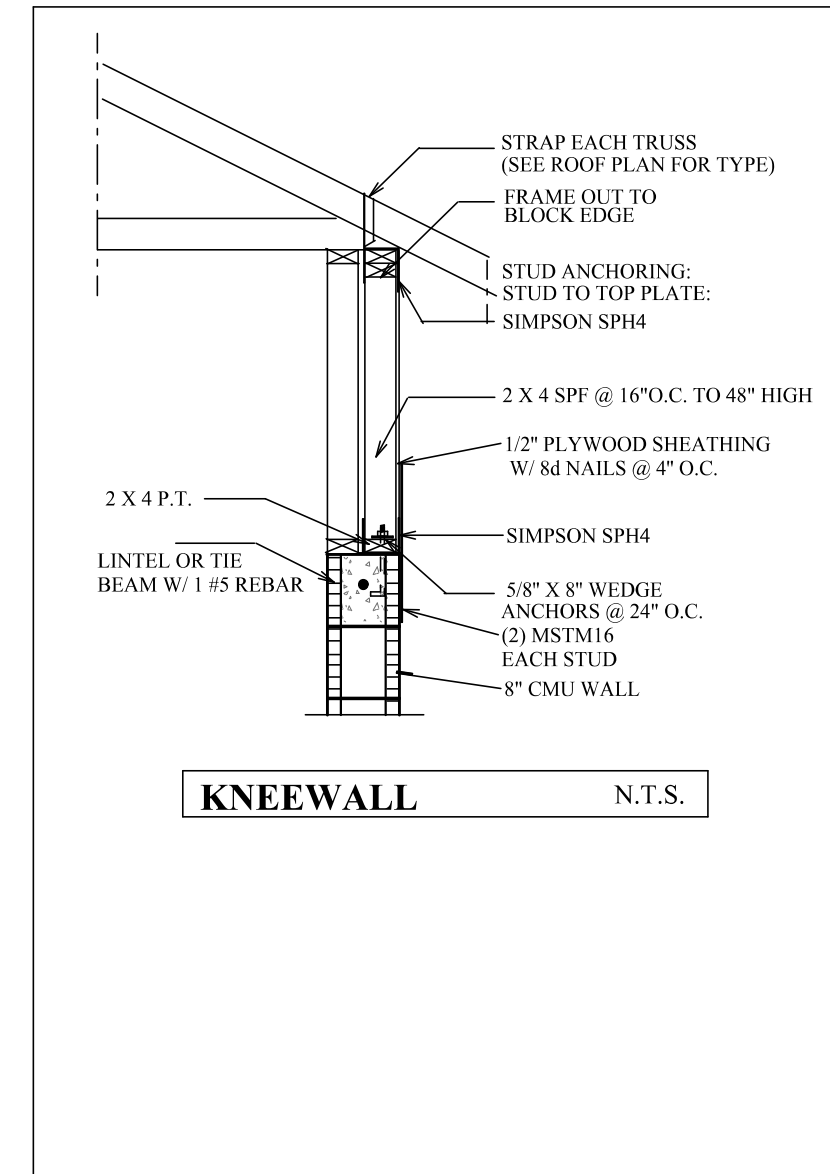
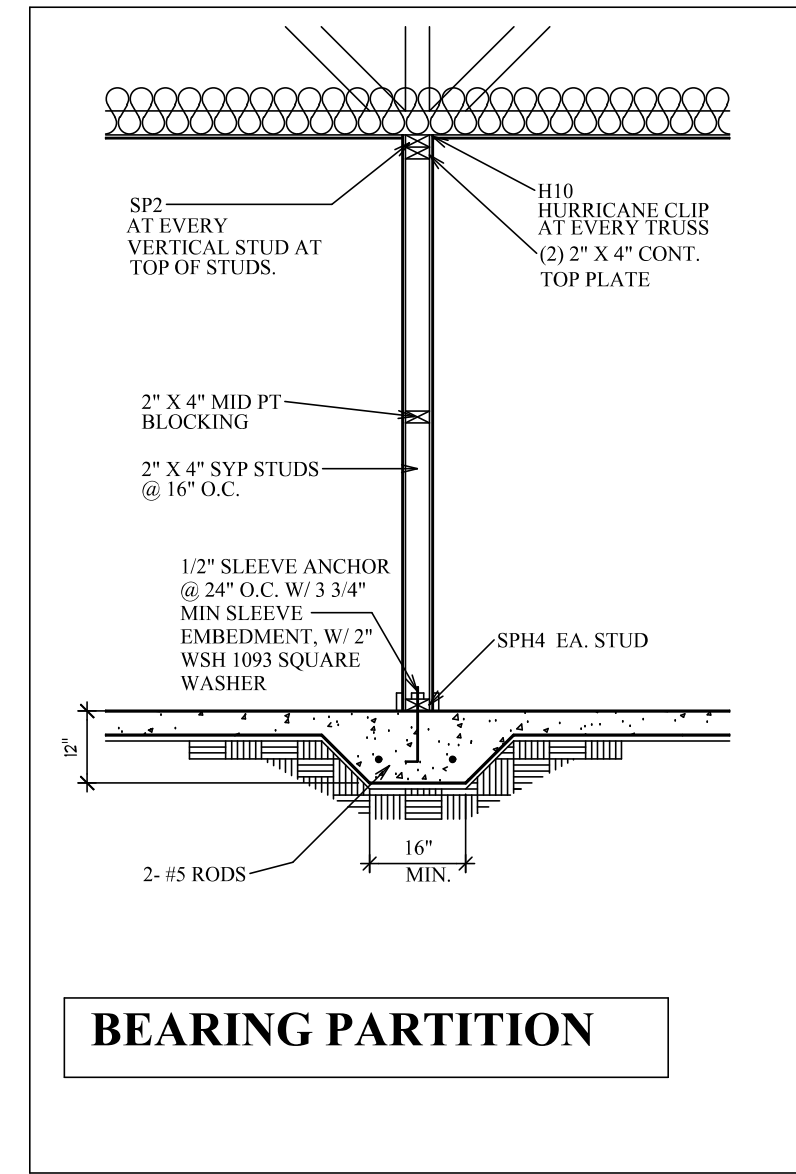
SCALE 3/16" = 1' 0"

A.E.C.S. # 15070

DEEB FAMILY HOMES, LTD.  
 9400 RIVER CROSSING BLD.  
 NEW PORT RICHEY, FL. 34655  
 727-376-6831

DEEB RESIDENCE  
 333 OLD EASTLAKE RD.  
 PINELLAS COUNTY

| PLAN DATE | PLAN DATE |
|-----------|-----------|
| 4-22-2015 | 7-9-2015  |
| 5-21-2015 | 7-15-2015 |
| 5-28-2015 | 7-23-2015 |
| 6-2-2015  | 9-14-2015 |
| 6-17-2015 | 6-29-2015 |



A.E.C.S. # 15070


ALLEN ENGINEERING & CONSTRUCTION SERVICES  
 RICH ALLEN PROFESSIONAL ENGINEER  
 P.E. # 80920 C.A. # 09542  
 P.O. BOX 351  
 NEW PORT RICHEY, FL. 34656  
 727-845-6100  
 richallenpe@gmail.com

REVISIONS ARE ATTACHED TO COMPLY WITH THE MINIMUM WIND LOADS AND IT IS IN COMPLIANCE WITH SECT. 307 OF THE 2014 FLORIDA REBEHABILITATION BUILDING CODE SEALED FOR STRUCTURE ONLY  
 8/6/2015  
 RICHARD E. ALLEN, P.E. #8620

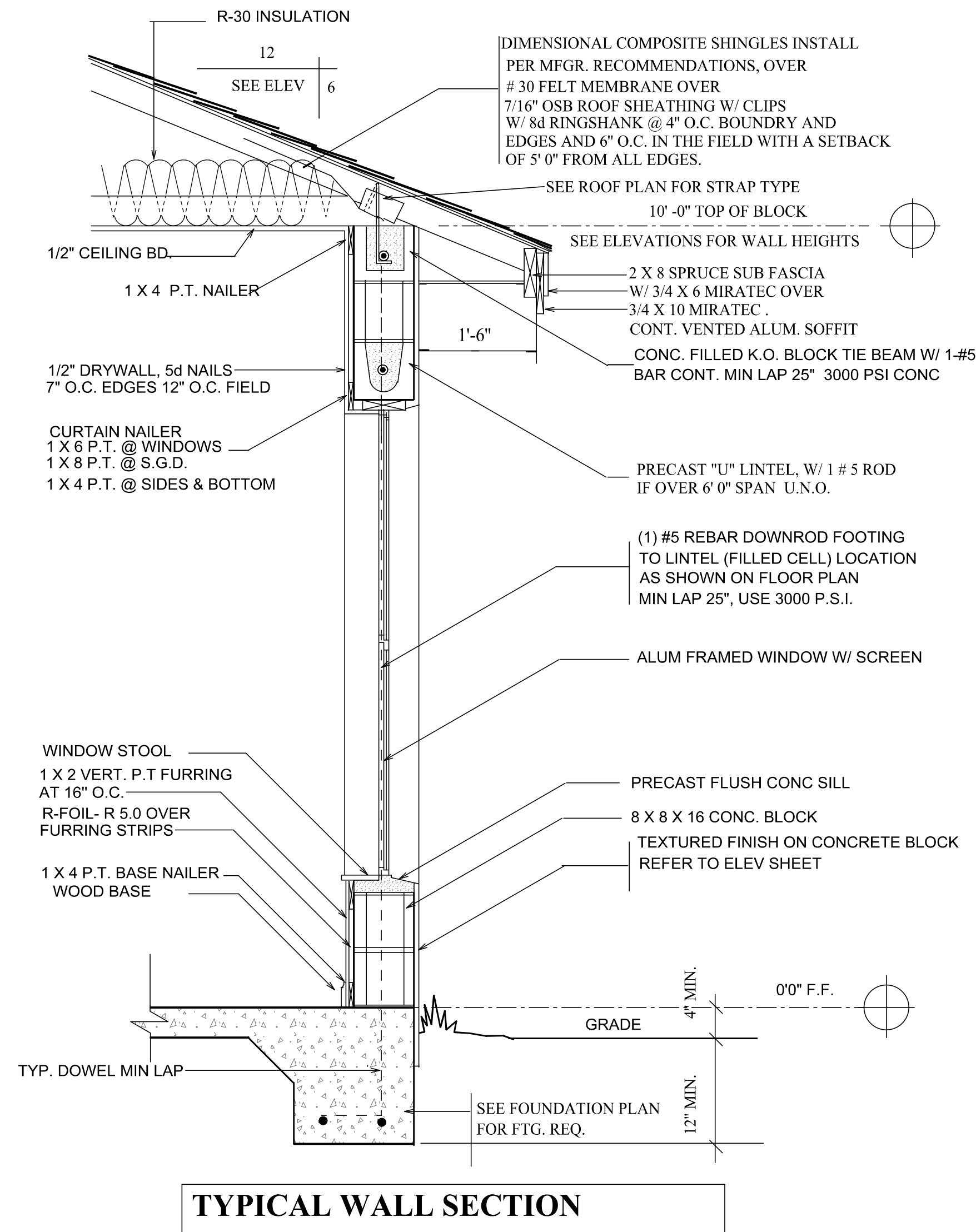
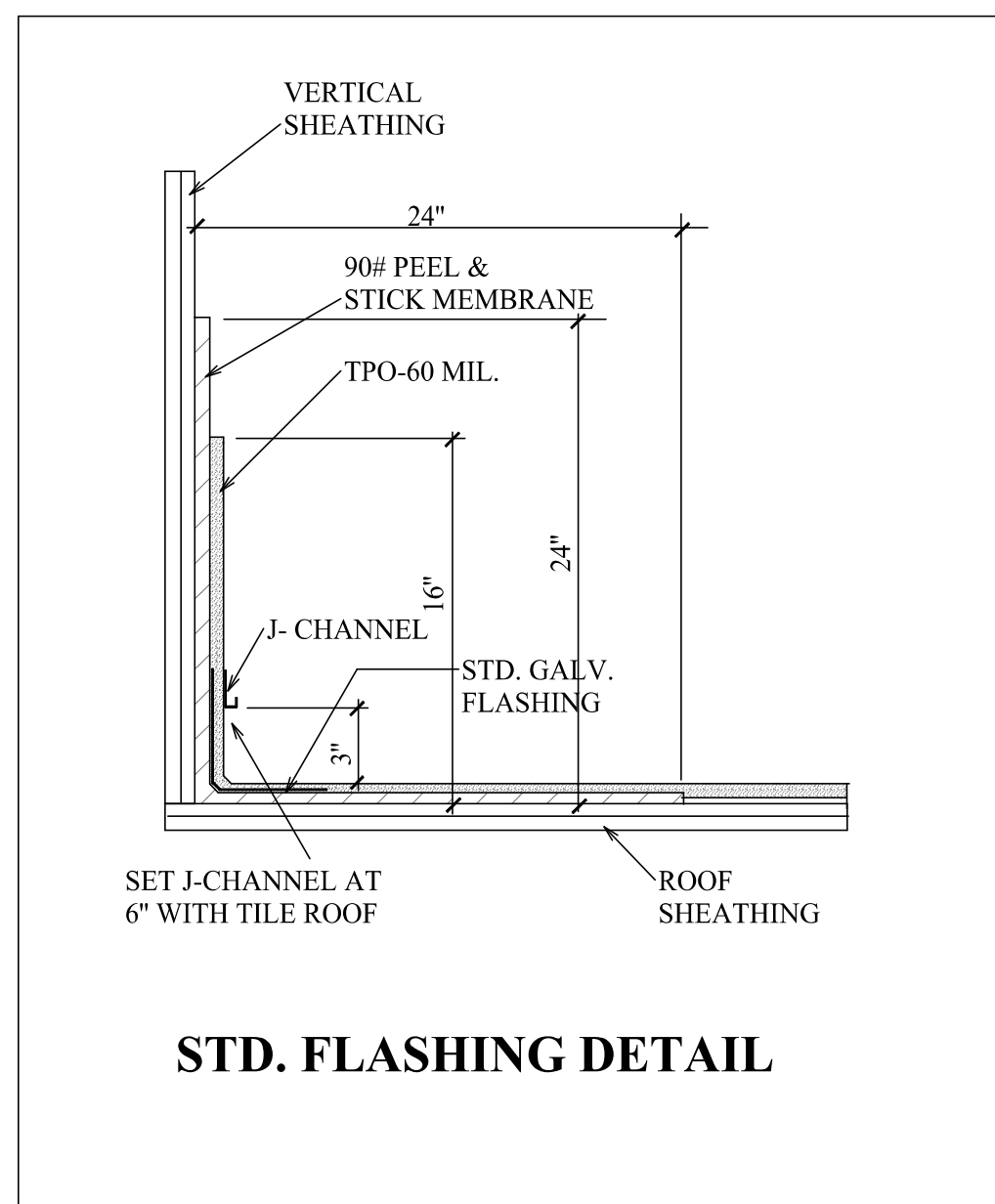
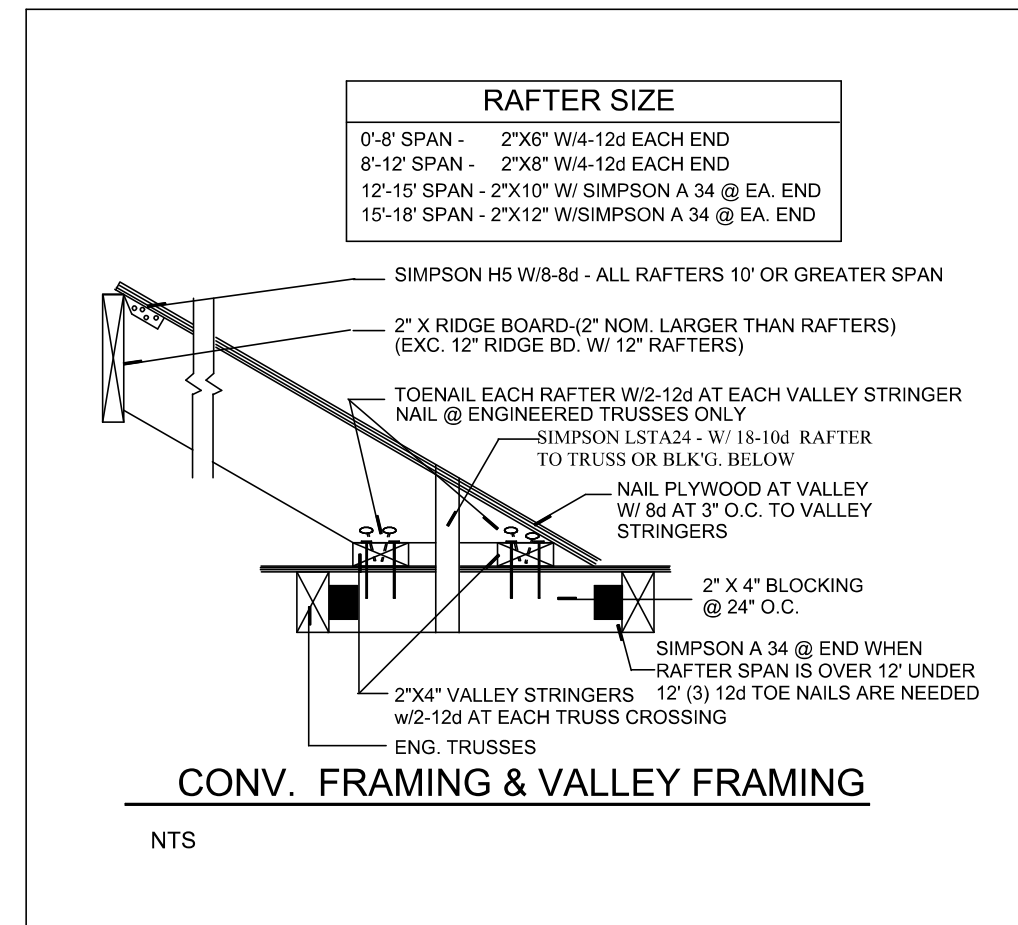
DEEB RESIDENCE  
 333 OLD EASTLAKE RD.  
 PINELLAS COUNTY

| PLAN DATE | 7-9-2015 | 7-15-2015 | 7-23-2015 | 9-14-2015 | 6-17-2015 | 6-29-2015 |
|-----------|----------|-----------|-----------|-----------|-----------|-----------|
| 4-22-2015 | 7-9-2015 | 7-15-2015 | 7-23-2015 | 9-14-2015 | 6-17-2015 | 6-29-2015 |

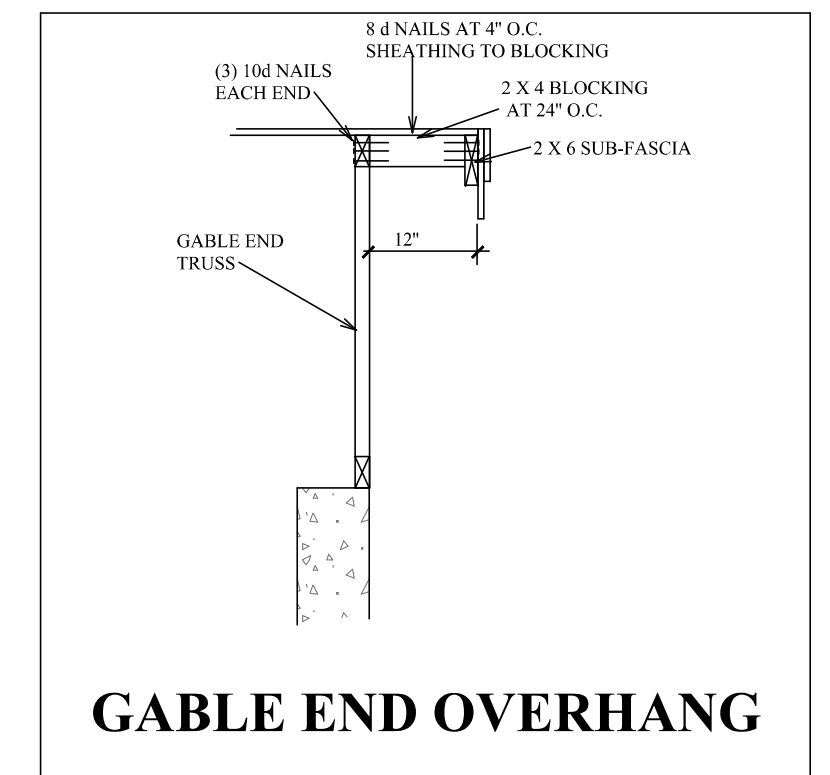
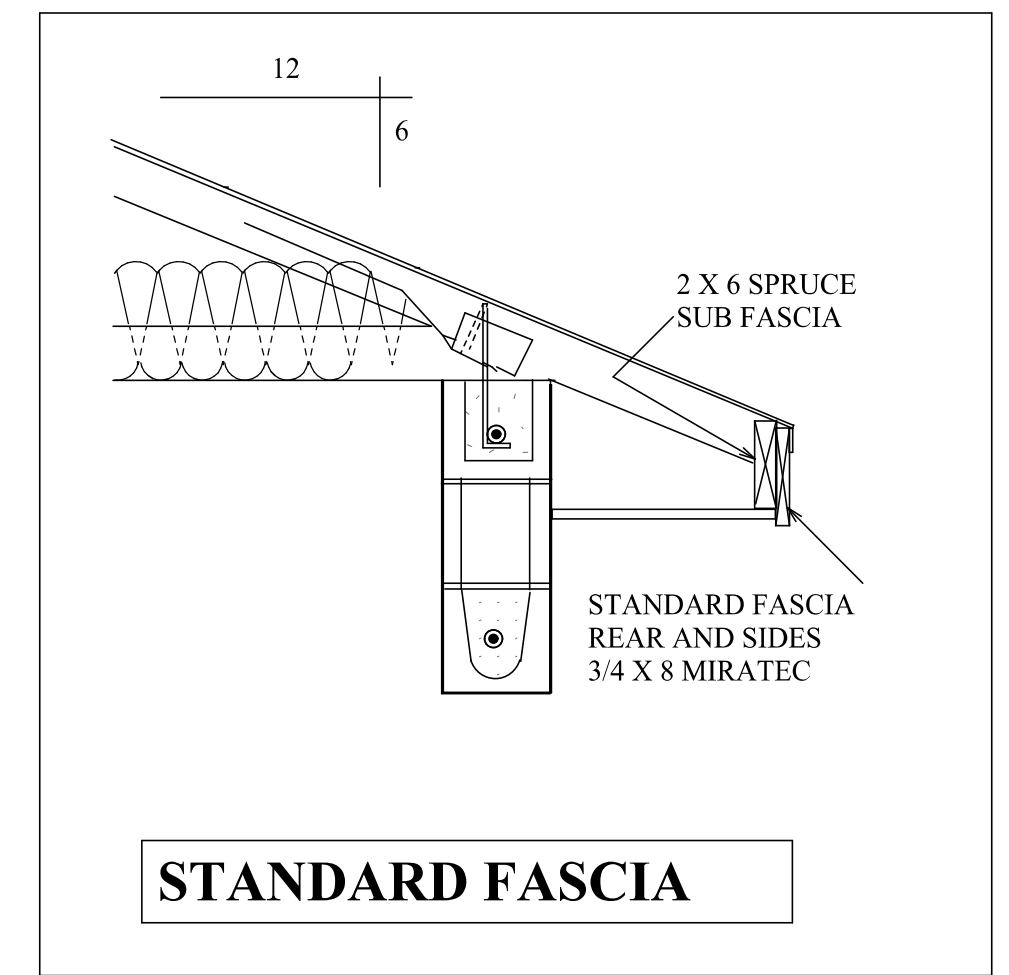
DEEB FAMILY HOMES, LTD.  
 9400 RIVER CROSSING BLD.  
 NEW PORT RICHEY, FL. 34655  
 727-376-6831



CONST. DETAILS



**TERMITE SPECIFICATIONS:**  
 INSTALL "BORA-CARE" TERMITE PROTECTION SYSTEM  
 PER MANUF. SPECIFICATIONS



**CONNECTOR TABLE**

| SIMPSON        | FLORIDA PRODUCT NUMBERS PER INDEX 2-25-2011 |
|----------------|---------------------------------------------|
| MBH43.5B/11.88 | 10866.12                                    |
| H2             | 10456.10                                    |
| H6             | 10456.16                                    |
| H10            | 10456.6                                     |
| LGT2           | 11470.6                                     |
| MCT            | 11470.7                                     |
| LSTA18         | 10852.4                                     |
| LSTA24         | 10852.4                                     |
| SP1            | 10456.41                                    |
| SP2            | 10456.42                                    |
| HTS30          | 10456.23                                    |
| HTS16          | 10456.22                                    |
| META16         | 11473.17                                    |
| L30            | 10448.11                                    |
| MSTAM24        | 11473.19                                    |
| MSTAM36        | 11473.19                                    |
| MSTCM60        | 11473.19                                    |
| CS16           | 10852.1                                     |
| SPH4           | 10456.46                                    |
| SPH6           | 10456.47                                    |
| HTT4           | 11466.2                                     |
| HTT5           | 11466.2                                     |
| ABU96          | 10849.6                                     |

**A.E.C.S. # 15070**

**ALLEN ENGINEERING & CONSTRUCTION SERVICES**  
 RICH ALLEN PROFESSIONAL ENGINEER  
 P.E. # 10329  
 NEW PORT RICHEY, FL. 34655  
 727-842-6100  
 richallenpe@gmail.com

HEREBY CERTIFY THAT I HAVE  
 TO CONFORM WITH ALL APPLICABLE  
 UNIFORM LOADS AND IT IS IN COMPLIANCE  
 WITH SECT. 301 OF THE 2014 FLORIDA  
 RESIDENTIAL BUILDING CODE  
 SEALED FOR STRUCTURE ONLY  
 6/16/20  
 RICHARD E. ALLEN, P.E. #5692

**DEEB RESIDENCE**  
**333 OLD EASTLAKE RD.**  
**PINELLAS COUNTY**

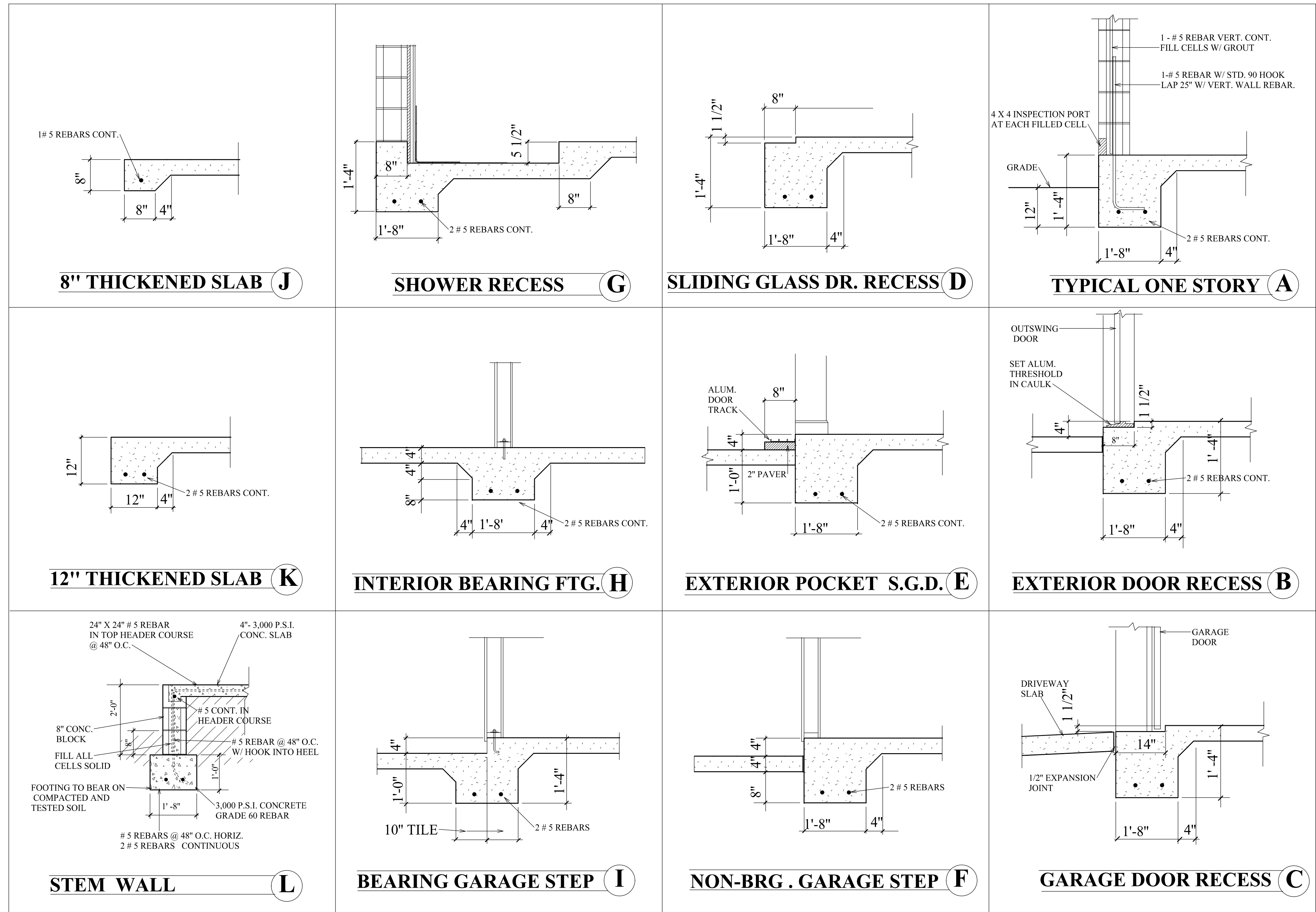
| PLAN DATE | PLAN DATE | PLAN DATE | PLAN DATE |
|-----------|-----------|-----------|-----------|
| 4-22-2015 | 7-9-2015  | 7-15-2015 | 7-23-2015 |
| 5-21-2015 | 7-15-2015 | 7-23-2015 | 9-14-2015 |
| 6-2-2015  | 9-14-2015 | 6-17-2015 | 6-29-2015 |

**DEEB FAMILY HOMES, LTD.**  
 9400 RIVER CROSSING BLD.  
 NEW PORT RICHEY, FL. 34655  
 727-376-6831

**CONST. DETAILS**

**10**





**8" THICKENED SLAB J**

**SHOWER RECESS G**

**SLIDING GLASS DR. RECESS D**

**TYPICAL ONE STORY A**

**12" THICKENED SLAB K**

**INTERIOR BEARING FTG. H**

**EXTERIOR POCKET S.G.D. E**

**EXTERIOR DOOR RECESS B**

**STEM WALL L**

**BEARING GARAGE STEP I**

**NON-BRG. GARAGE STEP F**

**GARAGE DOOR RECESS C**

**FOOTING DETAILS**

**11**

**DEEB FAMILY HOMES, LTD.**  
 9400 RIVER CROSSING BLD.  
 NEW PORT RICHEY, FL. 34655  
 727-376-6831

| PLAN DATE | 7-9-2015  |
|-----------|-----------|
| 4-22-2015 | 7-9-2015  |
| 5-21-2015 | 7-15-2015 |
| 5-28-2015 | 7-23-2015 |
| 6-2-2015  | 9-14-2015 |
| 6-17-2015 |           |
| 6-29-2015 |           |

**DEEB RESIDENCE**  
 333 OLD EASTLAKE RD.  
 PINELLAS COUNTY

REVISIONS TO BE ATTACHED TO COMPLY WITH THE MINIMUM UNIFORM LOADS AND IT IS IN COMPLIANCE WITH SECT. 307 OF THE 2014 FLORIDA REBEDEVELOPMENT BUILDING CODE SEALED FOR STRUCTURE ONLY  
 8/2/15  
 RICHARD E. ALLEN, P.E. #46820

**A.E.C.S. # 15070**  
**ALLEN ENGINEERING & CONSTRUCTION SERVICES**  
 RICH ALLEN PROFESSIONAL ENGINEER  
 P.E. # 46920 C.A. # 9542  
 P.O. BOX 331  
 NEW PORT RICHEY, FL. 34656  
 727-842-6100  
 richallenpe@gmail.com